



# Small and powerful energy saver gives high quality light, with compact design

## GENIE

Functional non-covered Energy saving lamp, with money saving high quality light and compact design. This lamp is small enough to fit neatly wherever you need extra bright light at home, enables easy replacement of most incandescent lamp all the way.

### Benefits

- Compact energy saving lamp enables fitting neatly wherever extra brightness is needed
- Save your money with long life-time and high energy efficiency compare to incandescent lamp
- Flicker-free start & Fast run up

### Features

- Long-Life and Energy saving alternative to Incandescent lamps
- Fast run-up
- Recommended ambient temperature range to ensure almost constant light output (>90%): between 0 and +50° C

### Application

- Designed for incandescent lamp replacement in consumer applications where the lamp is not directly visible, especially suitable for indoor applications in functional areas.
- Enclosed fixtures required for outdoor applications
- Not suitable for use with dimmers or electronic gear

Versions



8W E27 Erp NG



11W E27 Erp NG



14W E27 Erp NG



18W E27 Erp NG



23W E27 Erp NG

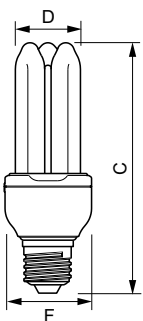
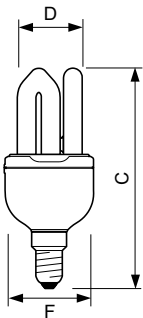


8W E14 Erp NG



11W E14 Erp NG

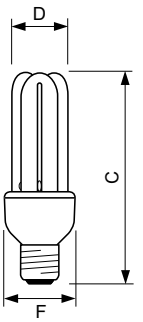
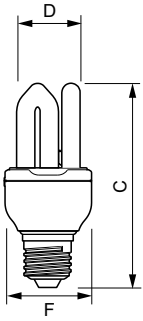
Dimensional drawing



Product	D (max)	C (max)	F (max)
GENIE 11W CDL E14 220-240V 1PF/6	35.0 mm	120 mm	44.5 mm
GENIE 11W WW E14 220-240V 1PF/6	35.0 mm	120 mm	44.5 mm
GENIE 8W WW E14 220-240V 1PF/6	35.0 mm	113 mm	44.5 mm

Product	D (max)	C (max)	F (max)
Genie 23W CDL E27 220-240V 1PF/6	36 mm	157.0 mm	48.5 mm
Genie 23W WW E27 220-240V 1PF/6	36 mm	157.0 mm	48.5 mm
GENIE 18W CDL E27 220-240V 1PF/6	36 mm	140 mm	48.5 mm
GENIE 18W WW E27 220-240V 1PF/6	36 mm	140 mm	48.5 mm

Dimensional drawing



Product	D (max)	C (max)	F (max)
GENIE 14W CDL E27 220-240V 1PF/6	35.0 mm	127 mm	44.5 mm
GENIE 14W WW E27 220-240V 1PF/6	35.0 mm	127 mm	44.5 mm
GENIE 11W CDL E27 220-240V 1PF/6	35.0 mm	115 mm	44.5 mm
GENIE 11W WW E27 220-240V 1PF/6	35.0 mm	115 mm	44.5 mm
GENIE 8W CDL E27 220-240V 1PF/6	36 mm	108 mm	44.5 mm

Product	D (max)	C (max)	F (max)
GENIE 8W WW E27 220-240V 1PF/6	35.0 mm	108 mm	44.5 mm

**Approval and Application**

Energy Efficiency Label (EEL)	A
Mercury (Hg) Content (Max)	2 mg
Mercury (Hg) Content (Nom)	1.5 mg

**Controls and Dimming**

Dimmable	No
----------	----

**Operating and Electrical**

Input Frequency	50 or 60 Hz
Voltage (Nom)	220-240 V
Starting Time (Nom)	0.3 s
Warm Up Time To 60% Light (Max)	40 s
Warm Up Time To 60% Light (Min)	5 s

**General Information**

Nominal Lifetime (Nom)	10000 h
Rated Lifetime (Hours)	10000 h
Switching Cycle	10000X

**Light Technical**

Color Rendering Index (Nom)	80
Llmf At End Of Nominal Lifetime (Nom)	65 %
Lumen Maintenance 2000 h (Nom)	88 %

**Mechanical and Housing**

Bulb Shape	Stick
------------	-------

**Approval and Application**

Order Code	Full Product Name	Energy Consumption kWh/1000 h
80118010	GENIE 8W WW E27 220-240V 1PF/6	8 kWh
80228610	GENIE 8W CDL E27 220-240V 1PF/6	8 kWh
80119710	GENIE 11W WW E27 220-240V 1PF/6	11 kWh
80106710	GENIE 11W CDL E27 220-240V 1PF/6	11 kWh
80120310	GENIE 14W WW E27 220-240V 1PF/6	14 kWh
80107410	GENIE 14W CDL E27 220-240V 1PF/6	14 kWh
80121010	GENIE 18W WW E27 220-240V 1PF/6	18 kWh
80108110	GENIE 18W CDL E27 220-240V 1PF/6	18 kWh
89713501	Genie 23W WW E27 220-240V 1PF/6	23 kWh
14415100	Genie 23W CDL E27 220-240V 1PF/6	23 kWh
80115910	GENIE 8W WW E14 220-240V 1PF/6	8 kWh
80116610	GENIE 11W WW E14 220-240V 1PF/6	11 kWh
80257610	GENIE 11W CDL E14 220-240V 1PF/6	11 kWh

**Operating and Electrical**

Order Code	Full Product Name	Lamp		Power
		Current (Nom)	Wattage Equivalent	(Rated) (Nom)
80118010	GENIE 8W WW E27 220-240V 1PF/6	60 mA	40 W	8 W
80228610	GENIE 8W CDL E27 220-240V 1PF/6	60 mA	38 W	8 W
80119710	GENIE 11W WW E27 220-240V 1PF/6	80 mA	50 W	11 W
80106710	GENIE 11W CDL E27 220-240V 1PF/6	80 mA	50 W	11 W
80120310	GENIE 14W WW E27 220-240V 1PF/6	100 mA	65 W	14 W
80107410	GENIE 14W CDL E27 220-240V 1PF/6	100 mA	62 W	14 W
80121010	GENIE 18W WW E27 220-240V 1PF/6	130 mA	83 W	18 W

Order Code	Full Product Name	Lamp		Power
		Current (Nom)	Wattage Equivalent	(Rated) (Nom)
80108110	GENIE 18W CDL E27 220-240V 1PF/6	130 mA	80 W	18 W
89713501	Genie 23W WW E27 220-240V 1PF/6	165 mA	103 W	23 W
14415100	Genie 23W CDL E27 220-240V 1PF/6	165 mA	98 W	23 W
80115910	GENIE 8W WW E14 220-240V 1PF/6	60 mA	40 W	8 W
80116610	GENIE 11W WW E14 220-240V 1PF/6	80 mA	50 W	11 W
80257610	GENIE 11W CDL E14 220-240V 1PF/6	80 mA	50 W	11 W

**General Information**

Order Code	Full Product Name	Cap-Base
80118010	GENIE 8W WW E27 220-240V 1PF/6	E27
80228610	GENIE 8W CDL E27 220-240V 1PF/6	E27
80119710	GENIE 11W WW E27 220-240V 1PF/6	E27
80106710	GENIE 11W CDL E27 220-240V 1PF/6	E27
80120310	GENIE 14W WW E27 220-240V 1PF/6	E27
80107410	GENIE 14W CDL E27 220-240V 1PF/6	E27
80121010	GENIE 18W WW E27 220-240V 1PF/6	E27

Order Code	Full Product Name	Cap-Base
80108110	GENIE 18W CDL E27 220-240V 1PF/6	E27
89713501	Genie 23W WW E27 220-240V 1PF/6	E27
14415100	Genie 23W CDL E27 220-240V 1PF/6	E27
80115910	GENIE 8W WW E14 220-240V 1PF/6	E14
80116610	GENIE 11W WW E14 220-240V 1PF/6	E14
80257610	GENIE 11W CDL E14 220-240V 1PF/6	E14

Light Technical (1/2)

Order Code	Full Product Name	Chromaticity		Color	
		Coordinate X (Nom)	Coordinate Y (Nom)	Color Code	Color Designation
80118010	GENIE 8W WW E27 220-240V 1PF/6	463	420	827	Warm White (WW)
80228610	GENIE 8W CDL E27 220-240V 1PF/6	313	337	865	Cool Daylight
80119710	GENIE 11W WW E27 220-240V 1PF/6	463	420	827	Warm White (WW)
80106710	GENIE 11W CDL E27 220-240V 1PF/6	313	337	865	Cool Daylight
80120310	GENIE 14W WW E27 220-240V 1PF/6	463	420	827	Warm White (WW)
80107410	GENIE 14W CDL E27 220-240V 1PF/6	313	337	865	Cool Daylight
80121010	GENIE 18W WW E27 220-240V 1PF/6	463	420	827	Warm White (WW)

Order Code	Full Product Name	Chromaticity		Color	
		Coordinate X (Nom)	Coordinate Y (Nom)	Color Code	Color Designation
80108110	GENIE 18W CDL E27 220-240V 1PF/6	313	337	865	Cool Daylight
89713501	Genie 23W WW E27 220-240V 1PF/6	463	420	827	Warm White (WW)
14415100	Genie 23W CDL E27 220-240V 1PF/6	313	337	865	Cool Daylight
80115910	GENIE 8W WW E14 220-240V 1PF/6	463	420	827	Warm White (WW)
80116610	GENIE 11W WW E14 220-240V 1PF/6	463	420	827	Warm White (WW)
80257610	GENIE 11W CDL E14 220-240V 1PF/6	313	337	865	Cool Daylight

Light Technical (2/2)

Order Code	Full Product Name	Correlated Color Temperature (Nom)	Lumen				
			Maintenance 5000 h (Nom)	Luminous Efficacy (rated) (Nom)	Luminous Flux Lamp @ 120V	Luminous Flux (Nom)	Luminous Flux (Rated) (Nom)
80118010	GENIE 8W WW E27 220-240V 1PF/6	2700 K	-	53 lm/W	-	425 lm	425 lm
80228610	GENIE 8W CDL E27 220-240V 1PF/6	6500 K	-	50 lm/W	-	400 lm	400 lm
80119710	GENIE 11W WW E27 220-240V 1PF/6	2700 K	-	55 lm/W	-	600 lm	600 lm
80106710	GENIE 11W CDL E27 220-240V 1PF/6	6500 K	-	52 lm/W	-	580 lm	580 lm
80120310	GENIE 14W WW E27 220-240V 1PF/6	2700 K	-	58 lm/W	-	810 lm	810 lm
80107410	GENIE 14W CDL E27 220-240V 1PF/6	6500 K	-	54 lm/W	-	760 lm	760 lm
80121010	GENIE 18W WW E27 220-240V 1PF/6	2700 K	-	61 lm/W	-	1100 lm	1100 lm
80108110	GENIE 18W CDL E27 220-240V 1PF/6	6500 K	70 %	-	1040 lm	-	-
89713501	Genie 23W WW E27 220-240V 1PF/6	2700 K	-	62 lm/W	-	1450 lm	1450 lm
14415100	Genie 23W CDL E27 220-240V 1PF/6	6500 K	-	60 lm/W	-	1370 lm	1370 lm
80115910	GENIE 8W WW E14 220-240V 1PF/6	2700 K	-	53 lm/W	-	425 lm	425 lm

Order Code	Full Product Name	Correlated Color Temperature (Nom)	Lumen			Luminous Flux Lamp @ 120V	Luminous Flux (Nom)	Luminous Flux (Rated) (Nom)
			Maintenance 5000 h (Nom)	Luminous Efficacy (rated) (Nom)				
80116610	GENIE 11W WW E14 220-240V 1PF/6	2700 K	-	55 lm/W	-	600 lm	600 lm	
80257610	GENIE 11W CDL E14 220-240V 1PF/6	6500 K	-	52 lm/W	-	580 lm	580 lm	

