



Your everyday LEDspot MR16

Essential LEDspot MR16

Essential LEDspots MR16 are compatible with most existing fixtures with a GU5.3 socket and are designed as a retrofit replacement for halogen spots. Essential LEDspots MR16 deliver significant energy savings and minimize initial investment.

Benefits

- Up to 90% energy saving compared with traditional halogen lamps
- Lower maintenance costs
- Low initial investment

Features

- Easy retrofit
- Lifetime up to 15,000 hours
- Non-dimmable
- UV- and IR-free light

Application

- Hotels, restaurants, bars, cafés, shops
- Lobbies, corridors, stairwells, washrooms, reception areas

Essential LEDspot MR16

Versions

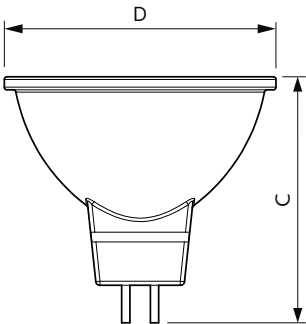


LEDspot GU5.3 MR16



GU5.3 MR16

Dimensional drawing



Product	D	C
ESS LED MR16 4.5-50W 36D 830 SO 100-240V	50.5 mm	46.5 mm
ESS LED MR16 4.5-50W 36D 865 SO 100-240V	50.5 mm	46.5 mm
ESS LED MR16 3-35W 36D 830 SO 100-240V	50.5 mm	46.5 mm
ESS LED MR16 3-35W 36D 865 SO 100-240V	50.5 mm	46.5 mm
Essential LED 5-50W 6500K MR16 24D	50 mm	46 mm
Essential LED 5-50W 2700K MR16 24D	50 mm	46 mm

Approval and Application

Energy Efficiency Label (EEL) A+

Controls and Dimming

Dimmable No

Operating and Electrical

Starting Time (Nom) 0.5 s

General Information

Cap-Base GU5.3
 Nominal Lifetime (Nom) 15000 h
 Rated Lifetime (Hours) 15000 h
 Switching Cycle 50000X

Light Technical

Color Rendering Index (Nom) 80
 Llmf At End Of Nominal Lifetime (Nom) 70 %

Mechanical and Housing

Bulb Shape MR16

Approval and Application

Order Code	Full Product Name	Energy Consumption kWh/1000 h
929001240108	Essential LED 5-50W 2700K MR16 24D	-
929001240208	Essential LED 5-50W 6500K MR16 24D	-
929001874008	ESS LED MR16 4.5-50W 36D 830 SO 100-240V	4.5 kWh
929001874108	ESS LED MR16 4.5-50W 36D 865 SO 100-240V	4.5 kWh
929001874208	ESS LED MR16 3-35W 36D 830 SO 100-240V	3 kWh
929001874308	ESS LED MR16 3-35W 36D 865 SO 100-240V	3 kWh

Operating and Electrical

Essential LEDspot MR16

Order Code	Full Product Name	Input Frequency	Voltage (Nom)	Wattage Equivalent	Power (Rated) (Nom)
929001240108	Essential LED 5-50W 2700K MR16 24D	-	12 V	50 W	5 W
929001240208	Essential LED 5-50W 6500K MR16 24D	-	12 V	50 W	5 W
929001874008	ESS LED MR16 4.5-50W 36D 830 SO 100-240V	50 to 60 Hz	100-240 V	50 W	4.5 W
929001874108	ESS LED MR16 4.5-50W 36D	50 to 60 Hz	100-240 V	50 W	4.5 W

Order Code	Full Product Name	Input Frequency	Voltage (Nom)	Wattage Equivalent	Power (Rated) (Nom)
	865 SO 100-240V				
929001874208	ESS LED MR16 3-35W 36D 830 SO 100-240V	50 to 60 Hz	100-240 V	35 W	3 W
929001874308	ESS LED MR16 3-35W 36D 865 SO 100-240V	50 to 60 Hz	100-240 V	35 W	3 W

Light Technical (1/2)

Order Code	Full Product Name	Beam Angle (Nom)	Correlated Color		Luminous Flux (Nom)
			Color Code	Temperature (Nom)	
929001240108	Essential LED 5-50W 2700K MR16 24D	24 °	827	2700 K	400 lm
929001240208	Essential LED 5-50W 6500K MR16 24D	24 °	865	6500 K	435 lm
929001874008	ESS LED MR16 4.5-50W 36D 830 SO 100-240V	36 °	830	3000 K	400 lm

Order Code	Full Product Name	Beam Angle (Nom)	Correlated Color		Luminous Flux (Nom)
			Color Code	Temperature (Nom)	
929001874108	ESS LED MR16 4.5-50W 36D 865 SO 100-240V	36 °	865	6500 K	400 lm
929001874208	ESS LED MR16 3-35W 36D 830 SO 100-240V	36 °	830	3000 K	230 lm
929001874308	ESS LED MR16 3-35W 36D 865 SO 100-240V	36 °	865	6500 K	230 lm

Light Technical (2/2)

Order Code	Full Product Name	Luminous Flux (Rated) (Nom)	Luminous Intensity (Nom)	Rated Beam	
				Angle	Beam
929001240108	Essential LED 5-50W 2700K MR16 24D	400 lm	1700 cd	24 °	
929001240208	Essential LED 5-50W 6500K MR16 24D	435 lm	1700 cd	24 °	
929001874008	ESS LED MR16 4.5-50W 36D 830 SO 100-240V	400 lm	700 cd	36 °	

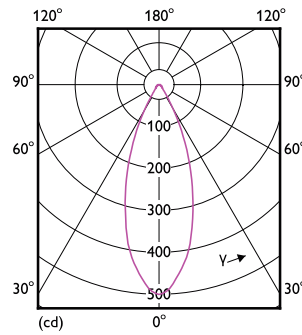
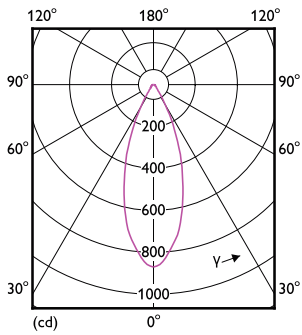
Order Code	Full Product Name	Luminous Flux (Rated) (Nom)	Luminous Intensity (Nom)	Rated Beam	
				Angle	Beam
929001874108	ESS LED MR16 4.5-50W 36D 865 SO 100-240V	400 lm	700 cd	36 °	
929001874208	ESS LED MR16 3-35W 36D 830 SO 100-240V	230 lm	550 cd	36 °	
929001874308	ESS LED MR16 3-35W 36D 865 SO 100-240V	230 lm	550 cd	36 °	

Temperature

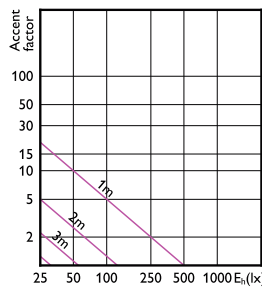
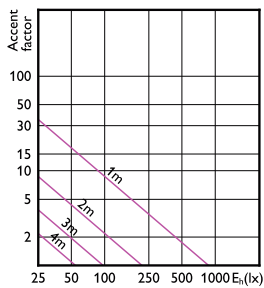
Order Code	Full Product Name	T-Case Maximum (Nom)
929001240108	Essential LED 5-50W 2700K MR16 24D	76 °C
929001240208	Essential LED 5-50W 6500K MR16 24D	76 °C
929001874008	ESS LED MR16 4.5-50W 36D 830 SO 100-240V	65 °C
929001874108	ESS LED MR16 4.5-50W 36D 865 SO 100-240V	65 °C

Order Code	Full Product Name	T-Case Maximum (Nom)
929001874208	ESS LED MR16 3-35W 36D 830 SO 100-240V	55 °C
929001874308	ESS LED MR16 3-35W 36D 865 SO 100-240V	55 °C

Essential LEDspot MR16



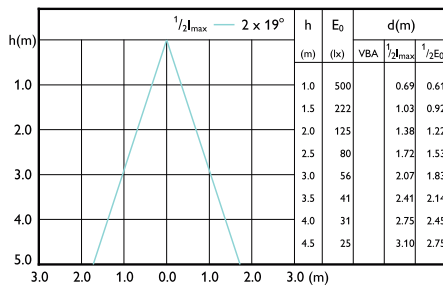
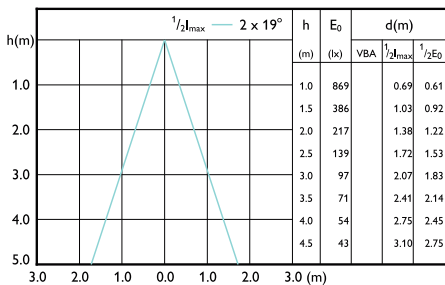
Accent Diagrams



50W GU5-3 MR16 36D 830 3000K

3-35W GU5-3 MR16 36D 865 6500K

Beam Diagrams



50W GU5-3 MR16 36D 830 3000K

3-35W GU5-3 MR16 36D 865 6500K

