



The difference is substantial, Calculite redefines small aperture while delivering MR16 comparable light levels

Calculite LED 1.75"

It's time to focus on the quality of the lit environment, not just the energy consumed. Lightolier introduces the Calculite 1.75". Its scale and performance open up your design possibilities. You might even forget you're saving energy.

Benefits

- Install-from-below style for new construction or remodel
- Microstructure lenses for maximum optical performance
- Fixture operates well below recommended thermal limit, eliminating lens degradation and ensuring maximum optical stability
- Dual-hinge construction limits required plenum depth to 5.5"

Features

- Round and square reflectors available
- Compatible with Micro Vetro accessories
- Field replaceable LED board and LED driver
- 12°, 17°, 25°, 38° beam spreads available

Calculite LED 1.75"

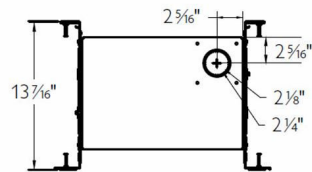
Application

- Office
- Banks
- Hospitality
- Airports
- Fashion
- Education
- Residential

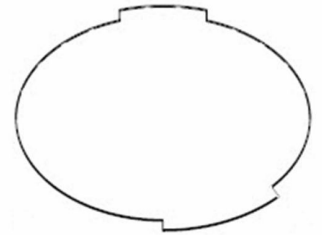
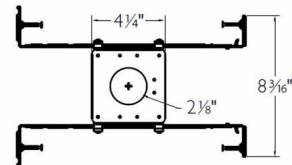
Versions



C2LIC



C2LMP



C2LMP

CA2X2FMR

