



The Perfect LED Spot solution

LED MR16

Philips LED MR-16 lamps with single optic technology provide the look and color quality of traditional halogens while using a fraction of the energy. A perfect fit for spot lighting, they are compatible with most existing fixtures with MR16 GU5.3 holders and are designed as a retrofit replacement for halogen or incandescent spots.

Benefits

- Up to 80% energy saving compared with halogen lamps and lower maintenance costs
- Easy to replace/retro-fit. Broad compatibility with transformers
- “Perfect fit” in most current Halogen fixtures

Features

- Ranging between 15,000 to 40,000 hour LED Lifetime
- Easy to replace/retro-fit- “Perfect fit” in most current Halogen fixtures. Title 20 & Title 24 JA8 compliant versions options are available
- Optimized look and feel of product
- Compatible with most commonly available halogen transformers
- Ranging between 3-year to 5-year limited component warranty depending upon operating hours

Application

- Hotels, restaurants, bars, cafés, museums, shops
- Lobbies, corridors, stairwells, washrooms, reception areas , exhibitions, display cabinets

LED MR16

Versions



MAS LED ExpertColor 7.2-50W
MR16 GU5.3



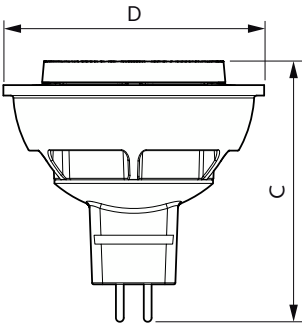
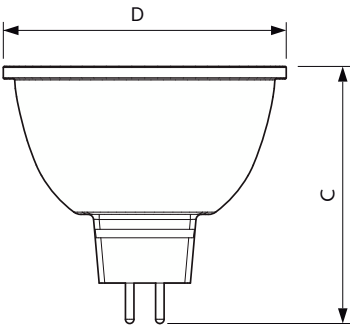
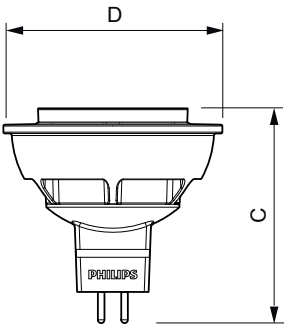
LEDspots DIM IC MR16 GU5,3



35W GU5-3 MR16

LED MR16

Dimensional drawing



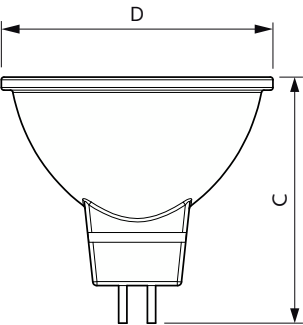
Product	D	C
6.4MR16/F35/3000 DIM 12V	51 mm	51 mm

Product	D	C
6.3MR16/LED/F25/927/D/EC/12V T20 10/1FB	50.5 mm	46 mm
6.3MR16/LED/F25/930/D/EC/12V T20 10/1FB	50.5 mm	46 mm
6.3MR16/LED/F35/927/D/EC/12V T20 10/1FB	50.5 mm	46 mm
6.3MR16/LED/F35/930/D/EC/12V T20 10/1FB	50.5 mm	46 mm
7.8MR16/PER/927/F25/Dim/EC/12V 10/1FB	50.5 mm	46 mm
7.8MR16/PER/927/F35/Dim/EC/12V 10/1FB	50.5 mm	46 mm
7.8MR16/PER/927/S10/Dim/EC/12V 10/1FB	50.5 mm	46 mm
7.8MR16/PER/930/F25/Dim/EC/12V 10/1FB	50.5 mm	46 mm
7.8MR16/PER/930/F35/Dim/EC/12V 10/1FB	50.5 mm	46 mm
7.8MR16/PER/930/S10/Dim/EC/12V 10/1FB	50.5 mm	46 mm
7.8MR16/PER/940/F25/Dim/EC/12V 10/1FB	50.5 mm	46 mm
7.8MR16/PER/940/F35/Dim/EC/12V 10/1FB	50.5 mm	46 mm
7.8MR16/PER/940/S10/Dim/EC/12V 10/1FB	50.5 mm	46 mm
7MR16/LED/827/F25/DIM 12V 10/1FB	50 mm	46.5 mm
7MR16/LED/827/F35/DIM 12V 10/1FB	50 mm	46.5 mm
7MR16/LED/830/F25/DIM 12V 10/1FB	50 mm	46.5 mm
7MR16/LED/830/F35/DIM 12V 10/1FB	50 mm	46.5 mm
8MR16/LED/827/F25/DIM 12V 10/1FB	50 mm	46.5 mm
8MR16/LED/827/F35/DIM 12V 10/1FB	50 mm	46.5 mm
8MR16/LED/830/F25/DIM 12V 10/1FB	50 mm	46.5 mm
8MR16/LED/830/F35/DIM 12V 10/1FB	50 mm	46.5 mm
8MR16/LED/840/F35/DIM 12V 10/1FB	50 mm	46.5 mm

Product	D	C
6.5MR16/F25/2700-2200 DIM 12V	51 mm	50.5 mm
6.5MR16/F35/2700-2200 DIM 12V	51 mm	50.5 mm

LED MR16

Dimensional drawing



Product	D	C
LED MR16 4.5-50W 36D 830 SO 100-240V 5PK	50.5 mm	46.5 mm
LED MR16 4.5-50W 36D 865 SO 100-240V 5PK	50.5 mm	46.5 mm

General Information	
Cap-Base	GU5.3
Switching Cycle	50,000
Light Technical	
LLMF At End Of Nominal Lifetime (Nom)	70 %
Mechanical and Housing	
Bulb Shape	MR16

General Information

Order Code	Full Product Name	Nominal lifetime
929003072504	8MR16/LED/827/F25/DIM 12V 10/1FB	25,000 hour(s)
929003072604	8MR16/LED/830/F25/DIM 12V 10/1FB	25,000 hour(s)
929003072704	8MR16/LED/827/F35/DIM 12V 10/1FB	25,000 hour(s)
929003072804	8MR16/LED/830/F35/DIM 12V 10/1FB	25,000 hour(s)
929003072904	8MR16/LED/840/F35/DIM 12V 10/1FB	25,000 hour(s)
929003076204	7MR16/LED/827/F25/DIM 12V 10/1FB	25,000 hour(s)
929003076304	7MR16/LED/830/F25/DIM 12V 10/1FB	25,000 hour(s)
929003076404	7MR16/LED/827/F35/DIM 12V 10/1FB	25,000 hour(s)
929003076504	7MR16/LED/830/F35/DIM 12V 10/1FB	25,000 hour(s)
929003080304	6.3MR16/LED/F25/927/D/EC/12V T20 10/1FB	25,000 hour(s)
929003080404	6.3MR16/LED/F25/930/D/EC/12V T20 10/1FB	25,000 hour(s)
929003080504	6.3MR16/LED/F35/927/D/EC/12V T20 10/1FB	25,000 hour(s)
929003080604	6.3MR16/LED/F35/930/D/EC/12V T20 10/1FB	25,000 hour(s)
929003080704	7.8MR16/PER/927/S10/Dim/EC/12V 10/1FB	25,000 hour(s)

Order Code	Full Product Name	Nominal lifetime
929003080804	7.8MR16/PER/930/S10/Dim/EC/12V 10/1FB	25,000 hour(s)
929003080904	7.8MR16/PER/940/S10/Dim/EC/12V 10/1FB	25,000 hour(s)
929003081004	7.8MR16/PER/927/F25/Dim/EC/12V 10/1FB	25,000 hour(s)
929003081104	7.8MR16/PER/930/F25/Dim/EC/12V 10/1FB	25,000 hour(s)
929003081204	7.8MR16/PER/940/F25/Dim/EC/12V 10/1FB	25,000 hour(s)
929003081304	7.8MR16/PER/927/F35/Dim/EC/12V 10/1FB	25,000 hour(s)
929003081404	7.8MR16/PER/930/F35/Dim/EC/12V 10/1FB	25,000 hour(s)
929003081504	7.8MR16/PER/940/F35/Dim/EC/12V 10/1FB	25,000 hour(s)
929001152234	6.4MR16/F35/3000 DIM 12V	25,000 hour(s)
929003087104	6.5MR16/F25/2700-2200 DIM 12V	25,000 hour(s)
929003087204	6.5MR16/F35/2700-2200 DIM 12V	25,000 hour(s)
929001874051	LED MR16 4.5-50W 36D 830 SO 100-240V 5PK	15,000 hour(s)
929001874151	LED MR16 4.5-50W 36D 865 SO 100-240V 5PK	15,000 hour(s)

Light Technical

Order Code	Full Product Name	Beam Angle (Nom)	Correlated Color		Color rendering		Luminous Intensity	
			Temperature (Nom)		index (CRI)	Color Code	Luminous Flux	(Nom)
929003072504	8MR16/LED/827/F25/DIM 12V 10/1FB	25 degree(s)	2700 K		80	827	600 lm	3,100 cd
929003072604	8MR16/LED/830/F25/DIM 12V 10/1FB	25 degree(s)	3000 K		80	830	620 lm	3,250 cd
929003072704	8MR16/LED/827/F35/DIM 12V 10/1FB	35 degree(s)	2700 K		80	827	600 lm	1,700 cd
929003072804	8MR16/LED/830/F35/DIM 12V 10/1FB	35 degree(s)	3000 K		80	830	620 lm	1,700 cd
929003072904	8MR16/LED/840/F35/DIM 12V 10/1FB	35 degree(s)	4000 K		80	840	660 lm	1,800 cd

LED MR16

Order Code	Full Product Name	Beam Angle (Nom)	Correlated Color	Color rendering		Luminous Intensity	
			Temperature (Nom)	index (CRI)	Color Code	Luminous Flux	(Nom)
929003076204	7MR16/LED/827/F25/DIM 12V 10/1FB	25 degree(s)	2700 K	80	827	515 lm	2,400 cd
929003076304	7MR16/LED/830/F25/DIM 12V 10/1FB	25 degree(s)	3000 K	80	830	515 lm	2,500 cd
929003076404	7MR16/LED/827/F35/DIM 12V 10/1FB	35 degree(s)	2700 K	80	827	515 lm	1,350 cd
929003076504	7MR16/LED/830/F35/DIM 12V 10/1FB	35 degree(s)	3000 K	80	830	515 lm	1,350 cd
929003080304	6.3MR16/LED/F25/927/D/EC/12V T20 10/1FB	25 degree(s)	2700 K	91	927	470 lm	1,960 cd
929003080404	6.3MR16/LED/F25/930/D/EC/12V T20 10/1FB	25 degree(s)	3000 K	91	930	470 lm	1,960 cd
929003080504	6.3MR16/LED/F35/927/D/EC/12V T20 10/1FB	35 degree(s)	2700 K	91	927	470 lm	1,110 cd
929003080604	6.3MR16/LED/F35/930/D/EC/12V T20 10/1FB	35 degree(s)	3000 K	91	930	470 lm	1,110 cd
929003080704	7.8MR16/PER/927/S10/Dim/EC/12V 10/1FB	10 degree(s)	2700 K	95	927	480 lm	5,300 cd
929003080804	7.8MR16/PER/930/S10/Dim/EC/12V 10/1FB	10 degree(s)	3000 K	95	930	480 lm	5,300 cd
929003080904	7.8MR16/PER/940/S10/Dim/EC/12V 10/1FB	10 degree(s)	4000 K	95	940	540 lm	5,900 cd
929003081004	7.8MR16/PER/927/F25/Dim/EC/12V 10/1FB	25 degree(s)	2700 K	95	927	480 lm	2,330 cd
929003081104	7.8MR16/PER/930/F25/Dim/EC/12V 10/1FB	25 degree(s)	3000 K	95	930	480 lm	2,330 cd
929003081204	7.8MR16/PER/940/F25/Dim/EC/12V 10/1FB	25 degree(s)	4000 K	95	940	540 lm	2,600 cd
929003081304	7.8MR16/PER/927/F35/Dim/EC/12V 10/1FB	35 degree(s)	2700 K	95	927	480 lm	1,320 cd
929003081404	7.8MR16/PER/930/F35/Dim/EC/12V 10/1FB	35 degree(s)	3000 K	95	930	480 lm	1,320 cd
929003081504	7.8MR16/PER/940/F35/Dim/EC/12V 10/1FB	35 degree(s)	4000 K	95	940	540 lm	1,450 cd
929001152234	6.4MR16/F35/3000 DIM 12V	35 degree(s)	3000 K	80	830	450 lm	1,000 cd
929003087104	6.5MR16/F25/2700-2200 DIM 12V	25 degree(s)	2200 K	80	822-827	455 lm	1,601 cd
929003087204	6.5MR16/F35/2700-2200 DIM 12V	35 degree(s)	2200 K	80	822-827	455 lm	950 cd
929001874051	LED MR16 4.5-50W 36D 830 SO 100-240V 5PK	36 degree(s)	3000 K	80	830	400 lm	700 cd
929001874151	LED MR16 4.5-50W 36D 865 SO 100-240V 5PK	36 degree(s)	6500 K	80	865	400 lm	700 cd

Operating and Electrical

Order Code	Full Product Name	Input Frequency	Line Frequency	Power Consumption	Starting Time (Nom)	Wattage Equivalent
929003072504	8MR16/LED/827/F25/DIM 12V 10/1FB	- Hz	- Hz	8 W	0.5 s	75 W
929003072604	8MR16/LED/830/F25/DIM 12V 10/1FB	- Hz	- Hz	8 W	0.5 s	75 W
929003072704	8MR16/LED/827/F35/DIM 12V 10/1FB	- Hz	- Hz	8 W	0.5 s	75 W
929003072804	8MR16/LED/830/F35/DIM 12V 10/1FB	- Hz	- Hz	8 W	0.5 s	75 W
929003072904	8MR16/LED/840/F35/DIM 12V 10/1FB	- Hz	- Hz	8 W	0.5 s	75 W
929003076204	7MR16/LED/827/F25/DIM 12V 10/1FB	- Hz	- Hz	7 W	0.5 s	50 W
929003076304	7MR16/LED/830/F25/DIM 12V 10/1FB	- Hz	- Hz	7 W	0.5 s	50 W
929003076404	7MR16/LED/827/F35/DIM 12V 10/1FB	- Hz	- Hz	7 W	0.5 s	50 W
929003076504	7MR16/LED/830/F35/DIM 12V 10/1FB	- Hz	- Hz	7 W	0.5 s	50 W
929003080304	6.3MR16/LED/F25/927/D/EC/12V T20 10/1FB	- Hz	- Hz	6.3 W	0.5 s	42 W
929003080404	6.3MR16/LED/F25/930/D/EC/12V T20 10/1FB	- Hz	- Hz	6.3 W	0.5 s	42 W
929003080504	6.3MR16/LED/F35/927/D/EC/12V T20 10/1FB	- Hz	- Hz	6.3 W	0.5 s	42 W
929003080604	6.3MR16/LED/F35/930/D/EC/12V T20 10/1FB	- Hz	- Hz	6.3 W	0.5 s	42 W
929003080704	7.8MR16/PER/927/S10/Dim/EC/12V 10/1FB	- Hz	- Hz	7.8 W	0.5 s	35 W
929003080804	7.8MR16/PER/930/S10/Dim/EC/12V 10/1FB	- Hz	- Hz	7.8 W	0.5 s	35 W
929003080904	7.8MR16/PER/940/S10/Dim/EC/12V 10/1FB	- Hz	- Hz	7.8 W	0.5 s	35 W
929003081004	7.8MR16/PER/927/F25/Dim/EC/12V 10/1FB	- Hz	- Hz	7.8 W	0.5 s	50 W
929003081104	7.8MR16/PER/930/F25/Dim/EC/12V 10/1FB	- Hz	- Hz	7.8 W	0.5 s	50 W
929003081204	7.8MR16/PER/940/F25/Dim/EC/12V 10/1FB	- Hz	- Hz	7.8 W	0.5 s	50 W
929003081304	7.8MR16/PER/927/F35/Dim/EC/12V 10/1FB	- Hz	- Hz	7.8 W	0.5 s	50 W
929003081404	7.8MR16/PER/930/F35/Dim/EC/12V 10/1FB	- Hz	- Hz	7.8 W	0.5 s	50 W
929003081504	7.8MR16/PER/940/F35/Dim/EC/12V 10/1FB	- Hz	- Hz	7.8 W	0.5 s	50 W
929001152234	6.4MR16/F35/3000 DIM 12V	- Hz	- Hz	6.4 W	0.6 s	42 W
929003087104	6.5MR16/F25/2700-2200 DIM 12V	- Hz	- Hz	6.5 W	0.5 s	35 W
929003087204	6.5MR16/F35/2700-2200 DIM 12V	- Hz	- Hz	6.5 W	0.5 s	35 W

LED MR16

Order Code	Full Product Name	Input Frequency	Line Frequency	Power Consumption	Starting Time (Nom)	Wattage Equivalent
929001874051	LED MR16 4.5-50W 36D 830 SO 100-240V 5PK	50 to 60 Hz	50 to 60 Hz	4.5 W	0.5 s	50 W
929001874151	LED MR16 4.5-50W 36D 865 SO 100-240V 5PK	50 to 60 Hz	50 to 60 Hz	4.5 W	0.5 s	50 W

Temperature

Order Code	Full Product Name	T-Case Maximum (Nom)
929003072504	8MR16/LED/827/F25/DIM 12V 10/1FB	93 °C
929003072604	8MR16/LED/830/F25/DIM 12V 10/1FB	93 °C
929003072704	8MR16/LED/827/F35/DIM 12V 10/1FB	93 °C
929003072804	8MR16/LED/830/F35/DIM 12V 10/1FB	93 °C
929003072904	8MR16/LED/840/F35/DIM 12V 10/1FB	93 °C
929003076204	7MR16/LED/827/F25/DIM 12V 10/1FB	90 °C
929003076304	7MR16/LED/830/F25/DIM 12V 10/1FB	90 °C
929003076404	7MR16/LED/827/F35/DIM 12V 10/1FB	90 °C
929003076504	7MR16/LED/830/F35/DIM 12V 10/1FB	90 °C
929003080304	6.3MR16/LED/F25/927/D/EC/12V T20 10/1FB	89 °C
929003080404	6.3MR16/LED/F25/930/D/EC/12V T20 10/1FB	89 °C
929003080504	6.3MR16/LED/F35/927/D/EC/12V T20 10/1FB	89 °C
929003080604	6.3MR16/LED/F35/930/D/EC/12V T20 10/1FB	89 °C
929003080704	7.8MR16/PER/927/S10/Dim/EC/12V 10/1FB	93 °C

Order Code	Full Product Name	T-Case Maximum (Nom)
929003080804	7.8MR16/PER/930/S10/Dim/EC/12V 10/1FB	93 °C
929003080904	7.8MR16/PER/940/S10/Dim/EC/12V 10/1FB	93 °C
929003081004	7.8MR16/PER/927/F25/Dim/EC/12V 10/1FB	93 °C
929003081104	7.8MR16/PER/930/F25/Dim/EC/12V 10/1FB	93 °C
929003081204	7.8MR16/PER/940/F25/Dim/EC/12V 10/1FB	93 °C
929003081304	7.8MR16/PER/927/F35/Dim/EC/12V 10/1FB	93 °C
929003081404	7.8MR16/PER/930/F35/Dim/EC/12V 10/1FB	93 °C
929003081504	7.8MR16/PER/940/F35/Dim/EC/12V 10/1FB	93 °C
929001152234	6.4MR16/F35/3000 DIM 12V	100 °C
929003087104	6.5MR16/F25/2700-2200 DIM 12V	80 °C
929003087204	6.5MR16/F35/2700-2200 DIM 12V	80 °C
929001874051	LED MR16 4.5-50W 36D 830 SO 100-240V 5PK	65 °C
929001874151	LED MR16 4.5-50W 36D 865 SO 100-240V 5PK	65 °C

Controls and Dimming

Order Code	Full Product Name	Dimmable
929003072504	8MR16/LED/827/F25/DIM 12V 10/1FB	Only with specific dimmers
929003072604	8MR16/LED/830/F25/DIM 12V 10/1FB	Only with specific dimmers
929003072704	8MR16/LED/827/F35/DIM 12V 10/1FB	Only with specific dimmers
929003072804	8MR16/LED/830/F35/DIM 12V 10/1FB	Only with specific dimmers
929003072904	8MR16/LED/840/F35/DIM 12V 10/1FB	Only with specific dimmers
929003076204	7MR16/LED/827/F25/DIM 12V 10/1FB	Only with specific dimmers
929003076304	7MR16/LED/830/F25/DIM 12V 10/1FB	Only with specific dimmers
929003076404	7MR16/LED/827/F35/DIM 12V 10/1FB	Only with specific dimmers
929003076504	7MR16/LED/830/F35/DIM 12V 10/1FB	Only with specific dimmers
929003080304	6.3MR16/LED/F25/927/D/EC/12V T20 10/1FB	Only with specific dimmers
929003080404	6.3MR16/LED/F25/930/D/EC/12V T20 10/1FB	Only with specific dimmers
929003080504	6.3MR16/LED/F35/927/D/EC/12V T20 10/1FB	Only with specific dimmers
929003080604	6.3MR16/LED/F35/930/D/EC/12V T20 10/1FB	Only with specific dimmers
929003080704	7.8MR16/PER/927/S10/Dim/EC/12V 10/1FB	Only with specific dimmers

Order Code	Full Product Name	Dimmable
929003080804	7.8MR16/PER/930/S10/Dim/EC/12V 10/1FB	Only with specific dimmers
929003080904	7.8MR16/PER/940/S10/Dim/EC/12V 10/1FB	Only with specific dimmers
929003081004	7.8MR16/PER/927/F25/Dim/EC/12V 10/1FB	Only with specific dimmers
929003081104	7.8MR16/PER/930/F25/Dim/EC/12V 10/1FB	Only with specific dimmers
929003081204	7.8MR16/PER/940/F25/Dim/EC/12V 10/1FB	Only with specific dimmers
929003081304	7.8MR16/PER/927/F35/Dim/EC/12V 10/1FB	Only with specific dimmers
929003081404	7.8MR16/PER/930/F35/Dim/EC/12V 10/1FB	Only with specific dimmers
929003081504	7.8MR16/PER/940/F35/Dim/EC/12V 10/1FB	Only with specific dimmers
929001152234	6.4MR16/F35/3000 DIM 12V	Yes
929003087104	6.5MR16/F25/2700-2200 DIM 12V	Only with specific dimmers
929003087204	6.5MR16/F35/2700-2200 DIM 12V	Only with specific dimmers
929001874051	LED MR16 4.5-50W 36D 830 SO 100-240V 5PK	No
929001874151	LED MR16 4.5-50W 36D 865 SO 100-240V 5PK	No

LED MR16

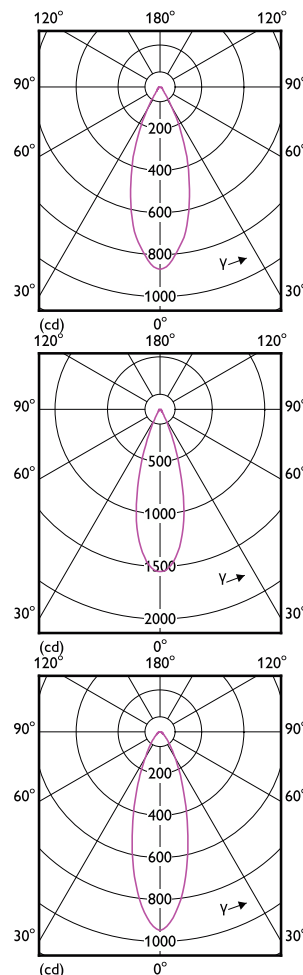
Mechanical and Housing

Order Code	Full Product Name	Bulb Finish
929003072504	8MR16/LED/827/F25/DIM 12V 10/1FB	Clear
929003072604	8MR16/LED/830/F25/DIM 12V 10/1FB	Clear
929003072704	8MR16/LED/827/F35/DIM 12V 10/1FB	Clear
929003072804	8MR16/LED/830/F35/DIM 12V 10/1FB	Clear
929003072904	8MR16/LED/840/F35/DIM 12V 10/1FB	Clear
929003076204	7MR16/LED/827/F25/DIM 12V 10/1FB	Clear
929003076304	7MR16/LED/830/F25/DIM 12V 10/1FB	Clear
929003076404	7MR16/LED/827/F35/DIM 12V 10/1FB	Clear
929003076504	7MR16/LED/830/F35/DIM 12V 10/1FB	Clear
929003080304	6.3MR16/LED/F25/927/D/EC/12V T20 10/1FB	Clear
929003080404	6.3MR16/LED/F25/930/D/EC/12V T20 10/1FB	Clear
929003080504	6.3MR16/LED/F35/927/D/EC/12V T20 10/1FB	Clear
929003080604	6.3MR16/LED/F35/930/D/EC/12V T20 10/1FB	Clear
929003080704	7.8MR16/PER/927/S10/Dim/EC/12V 10/1FB	Clear

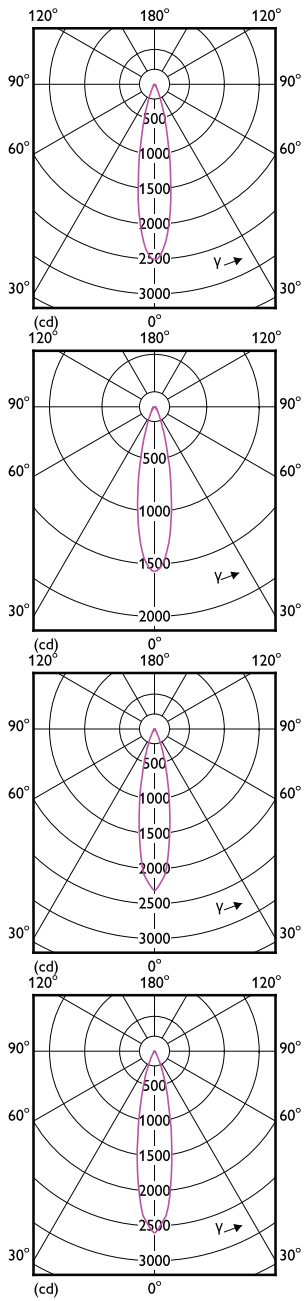
Order Code	Full Product Name	Bulb Finish
929003080804	7.8MR16/PER/930/S10/Dim/EC/12V 10/1FB	Clear
929003080904	7.8MR16/PER/940/S10/Dim/EC/12V 10/1FB	Clear
929003081004	7.8MR16/PER/927/F25/Dim/EC/12V 10/1FB	Clear
929003081104	7.8MR16/PER/930/F25/Dim/EC/12V 10/1FB	Clear
929003081204	7.8MR16/PER/940/F25/Dim/EC/12V 10/1FB	Clear
929003081304	7.8MR16/PER/927/F35/Dim/EC/12V 10/1FB	Clear
929003081404	7.8MR16/PER/930/F35/Dim/EC/12V 10/1FB	Clear
929003081504	7.8MR16/PER/940/F35/Dim/EC/12V 10/1FB	Clear
929001152234	6.4MR16/F35/3000 DIM 12V	Frosted
929003087104	6.5MR16/F25/2700-2200 DIM 12V	Clear
929003087204	6.5MR16/F35/2700-2200 DIM 12V	Clear
929001874051	LED MR16 4.5-50W 36D 830 SO 100-240V 5PK	-
929001874151	LED MR16 4.5-50W 36D 865 SO 100-240V 5PK	-

Approval and Application

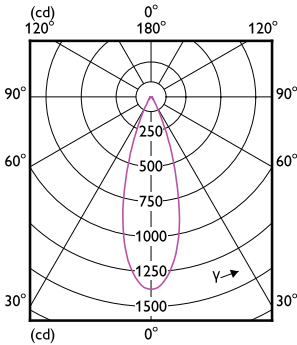
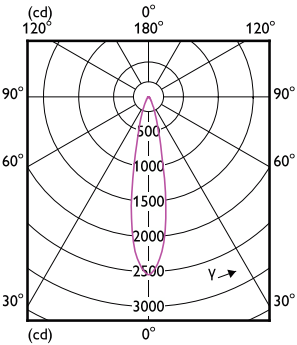
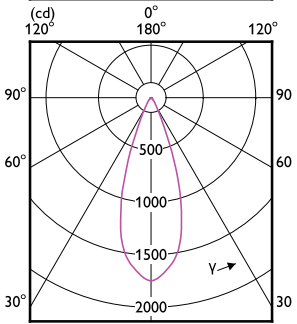
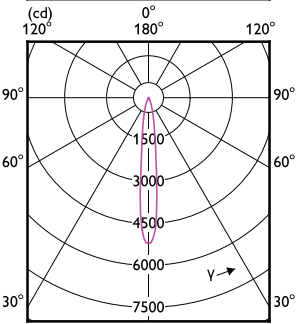
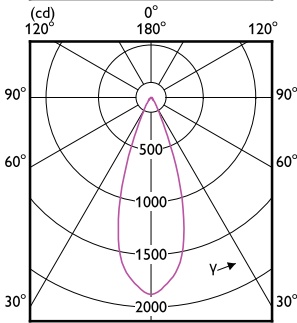
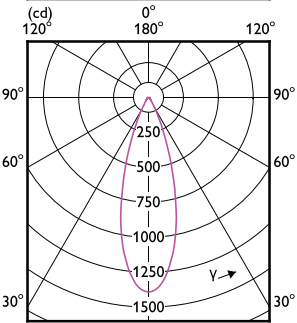
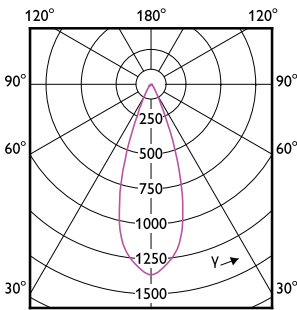
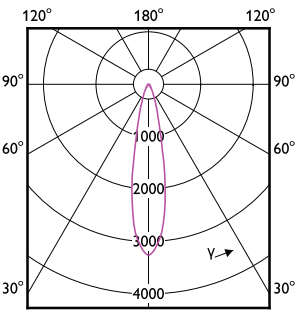
Order Code	Full Product Name	Energy Consumption kWh/1000 h
929003072504	8MR16/LED/827/F25/DIM 12V 10/1FB	-
929003072604	8MR16/LED/830/F25/DIM 12V 10/1FB	-
929003072704	8MR16/LED/827/F35/DIM 12V 10/1FB	-
929003072804	8MR16/LED/830/F35/DIM 12V 10/1FB	-
929003072904	8MR16/LED/840/F35/DIM 12V 10/1FB	-
929003076204	7MR16/LED/827/F25/DIM 12V 10/1FB	-
929003076304	7MR16/LED/830/F25/DIM 12V 10/1FB	-
929003076404	7MR16/LED/827/F35/DIM 12V 10/1FB	-
929003076504	7MR16/LED/830/F35/DIM 12V 10/1FB	-
929003080304	6.3MR16/LED/F25/927/D/EC/12V T20 10/1FB	-
929003080404	6.3MR16/LED/F25/930/D/EC/12V T20 10/1FB	-
929003080504	6.3MR16/LED/F35/927/D/EC/12V T20 10/1FB	-
929003080604	6.3MR16/LED/F35/930/D/EC/12V T20 10/1FB	-
929003080704	7.8MR16/PER/927/S10/Dim/EC/12V 10/1FB	-
929003080804	7.8MR16/PER/930/S10/Dim/EC/12V 10/1FB	-
929003080904	7.8MR16/PER/940/S10/Dim/EC/12V 10/1FB	-
929003081004	7.8MR16/PER/927/F25/Dim/EC/12V 10/1FB	-
929003081104	7.8MR16/PER/930/F25/Dim/EC/12V 10/1FB	-
929003081204	7.8MR16/PER/940/F25/Dim/EC/12V 10/1FB	-
929003081304	7.8MR16/PER/927/F35/Dim/EC/12V 10/1FB	-
929003081404	7.8MR16/PER/930/F35/Dim/EC/12V 10/1FB	-
929003081504	7.8MR16/PER/940/F35/Dim/EC/12V 10/1FB	-
929001152234	6.4MR16/F35/3000 DIM 12V	- kWh
929003087104	6.5MR16/F25/2700-2200 DIM 12V	-
929003087204	6.5MR16/F35/2700-2200 DIM 12V	-
929001874051	LED MR16 4.5-50W 36D 830 SO 100-240V 5PK	-
929001874151	LED MR16 4.5-50W 36D 865 SO 100-240V 5PK	-



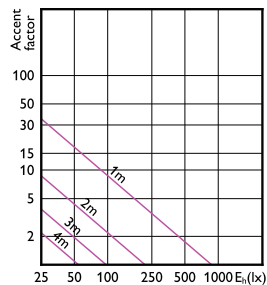
LED MR16



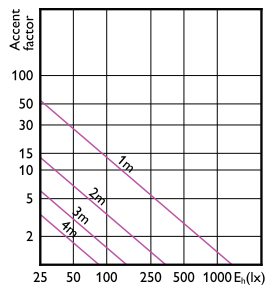
LED MR16



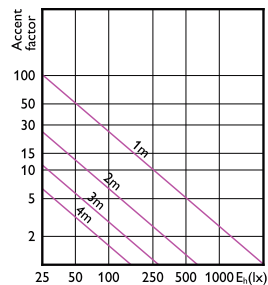
Accent Diagrams



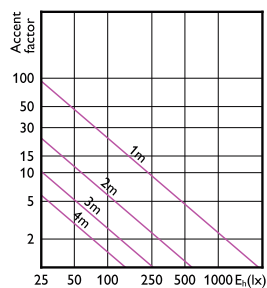
Accent Diagram - LED MR16 4.5-50W 36D 830
SO 100-240V 5PK



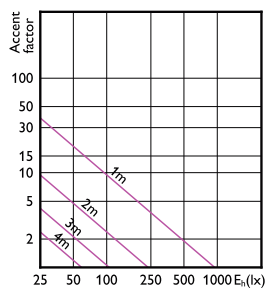
Accent Diagram - 7MR16/LED/827/F35/DIM 12V
10/1FB



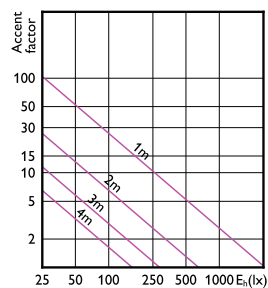
Accent Diagram - 7MR16/LED/827/F25/DIM 12V
10/1FB



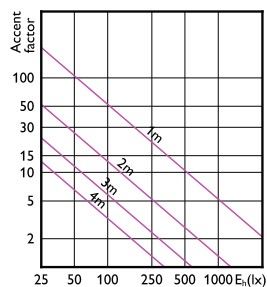
Accent Diagram -
7.8MR16/PER/930/F25/Dim/EC/12V 10/1FB



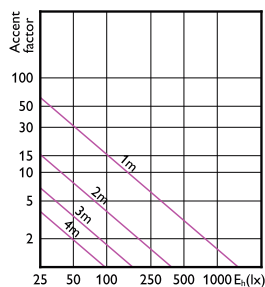
Accent Diagram - 6.5MR16/F35/2700-2200
DIM 12V



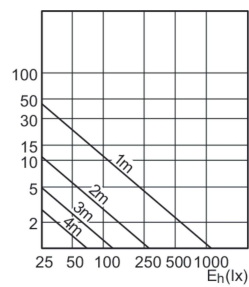
Accent Diagram -
7.8MR16/PER/940/F25/Dim/EC/12V 10/1FB



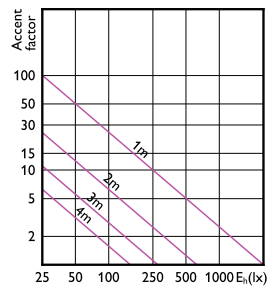
Accent Diagram -
7.8MR16/PER/940/S10/Dim/EC/12V 10/1FB



Accent Diagram -
7.8MR16/PER/940/F35/Dim/EC/12V 10/1FB



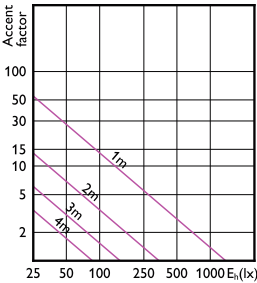
Accent Diagram - 6.4MR16/F35/3000 DIM 12V



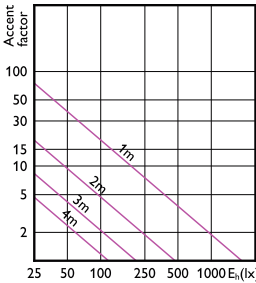
Accent Diagram - 6.3MR16/LED/
F25/927/D/EC/12V T20 10/1FB

LED MR16

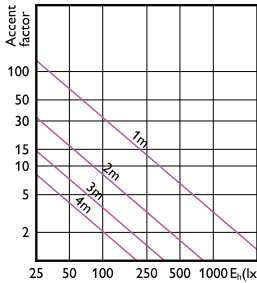
Accent Diagrams



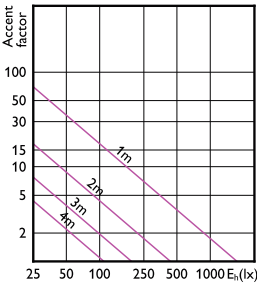
Accent Diagram -
7.8MR16/PER/930/F35/Dim/EC/12V 10/1FB



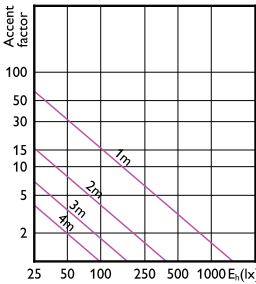
Accent Diagram - 8MR16/LED/840/F35/DIM
12V 10/1FB



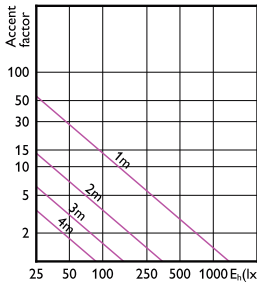
Accent Diagram - 8MR16/LED/830/F25/DIM
12V 10/1FB



Accent Diagram - 8MR16/LED/830/F35/DIM
12V 10/1FB

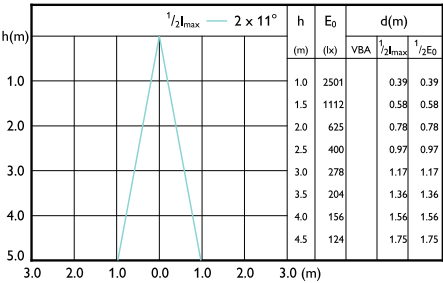


Accent Diagram - 6.5MR16/F25/2700-2200
DIM 12V

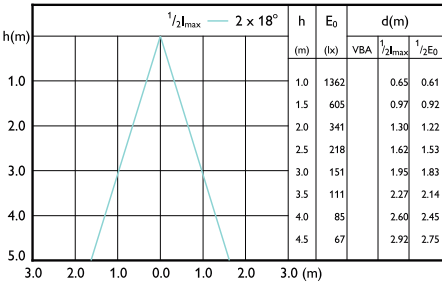


Accent Diagram - 6.3MR16/LED/
F35/930/D/EC/12V T20 10/1FB

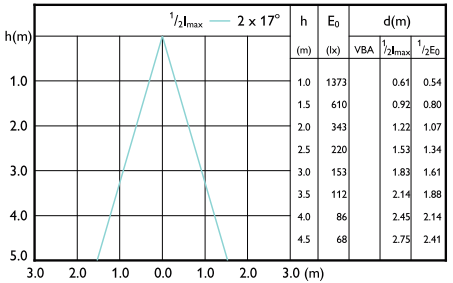
Beam Diagrams



Beam diagram - 6.3MR16/LED/
F25/927/D/EC/12V T20 10/1FB

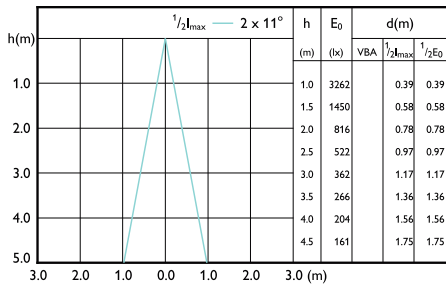


Beam diagram - 7MR16/LED/827/F35/DIM 12V
10/1FB

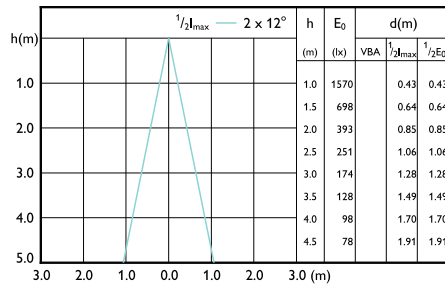


Beam diagram -
7.8MR16/PER/930/F35/Dim/EC/12V 10/1FB

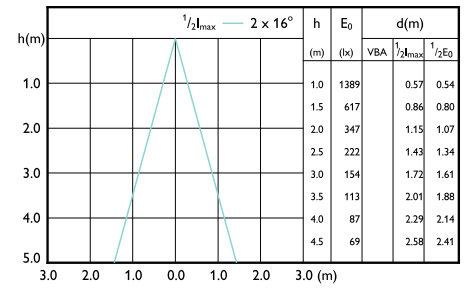
Beam Diagrams



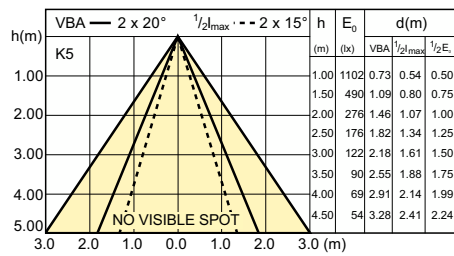
Beam diagram - 8MR16/LED/830/F25/DIM 12V 10/1FB



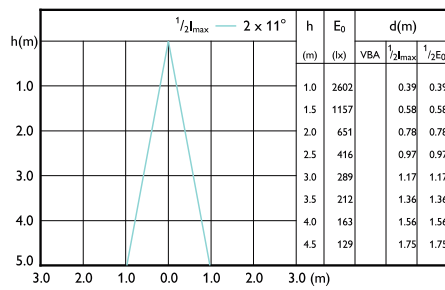
Beam diagram - 6.5MR16/F25/2700-2200 DIM 12V



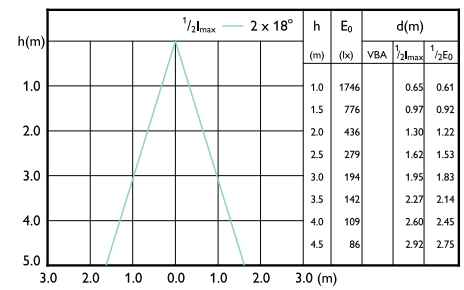
Beam diagram - 6.3MR16/LED/F35/930/D/EC/12V T20 10/1FB



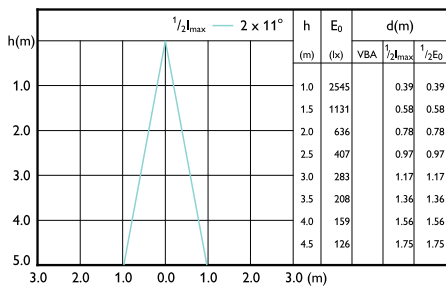
Beam diagram - 6.4MR16/F35/3000 DIM 12V



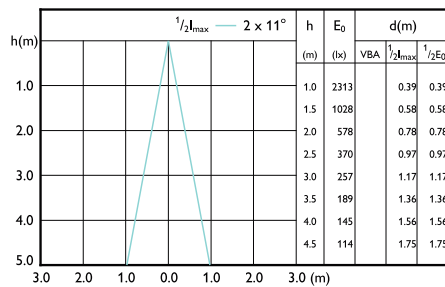
Beam diagram - 7.8MR16/PER/940/F25/DIM/EC/12V 10/1FB



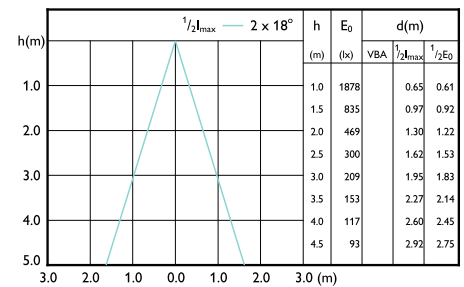
Beam diagram - 8MR16/LED/830/F35/DIM 12V 10/1FB



Beam diagram - 7MR16/LED/827/F25/DIM 12V 10/1FB



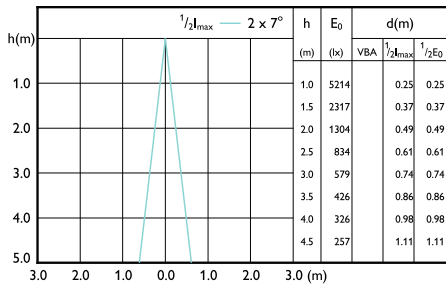
Beam diagram - 7.8MR16/PER/930/F25/DIM/EC/12V 10/1FB



Beam diagram - 8MR16/LED/840/F35/DIM 12V 10/1FB

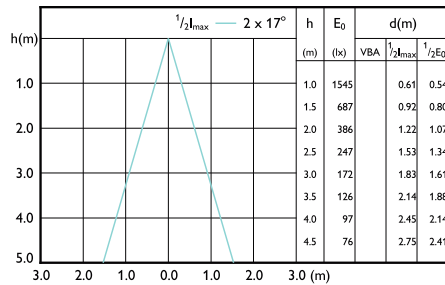
LED MR16

Beam Diagrams



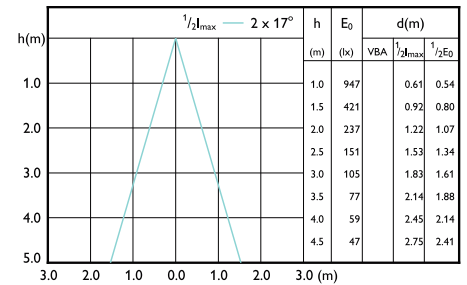
Beam diagram -

7.8MR16/PER/940/S10/Dim/EC/12V 10/1FB



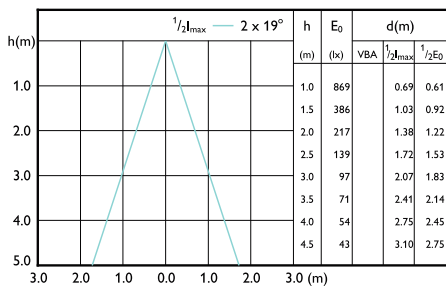
Beam diagram -

7.8MR16/PER/940/F35/Dim/EC/12V 10/1FB



Beam diagram - 6.5MR16/F35/2700-2200 DIM

12V



Beam diagram - LED MR16 4.5-50W 36D 830

SO 100-240V 5PK

