

StyleState Accent

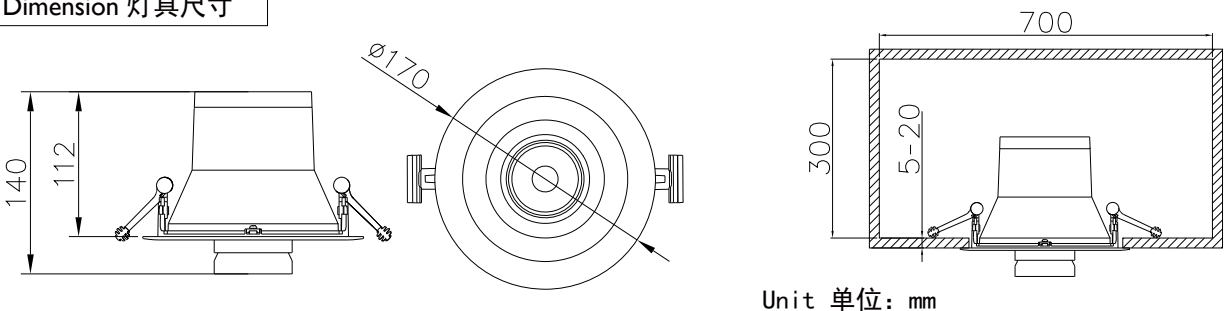
Mounting instruction/ 安装说明

444100099351

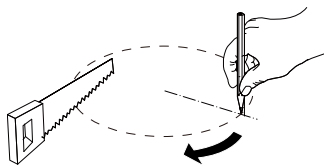

	GB 7000	IEC EN60598	IP20				 Ta 25°C		220V- 240V~			
--	-------------------	-----------------------	-------------	--	--	--	----------------	--	----------------	--	--	--

Type Number 产品型号	Power 功率	Light Source 光源	CCT 色温	Beam Angle 光束角	 kg
RS916B LED20	28.5W	LED	3000K/4000K	NB/MB/WB	0.9kg

Dimension 灯具尺寸



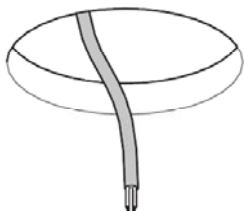
1



Hole diameter 开孔尺寸
D=150-155mm

2

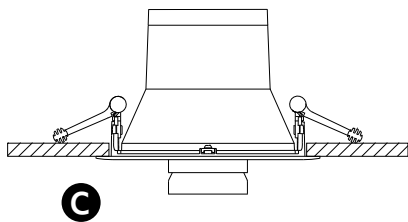
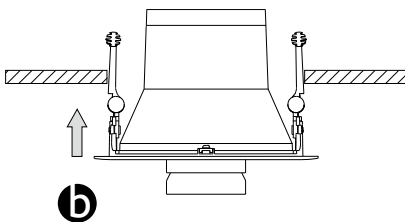
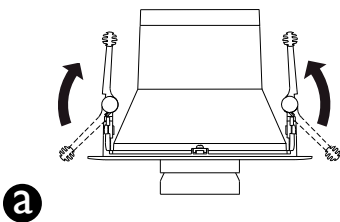
Connect Power Supply Cable 连接电源线



Please use IP20 or above terminal box, it is not provided by Philips.
请使用IP20以上的接线盒, 飞利浦不提供接线盒。

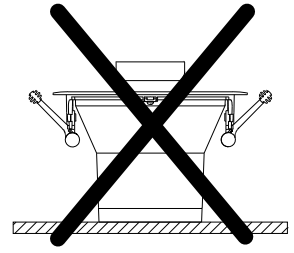

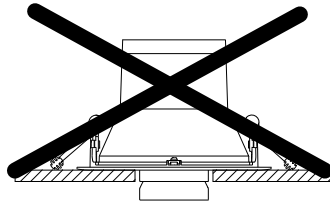
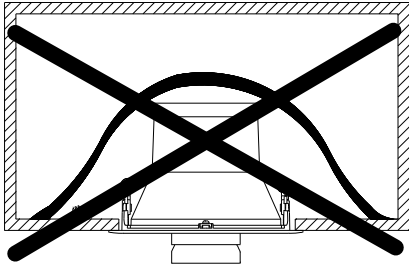
60227 IEC53 2x0.75mm²
L: Brown/棕; N: Blue/蓝

3

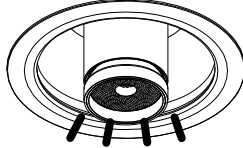


Following installation method is NOT allowed

请不要使用一下几种方式安装灯具




ON



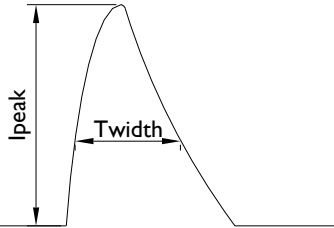
Please do not use your bare hand to adjust the core
when the light is on
灯具点亮时请不要用手直接接触灯头进行调节

OFF



Turn off the power and wait for 15mins before adjust the
core with bare hand
关闭电源并静置15分钟后，可以手直接接触灯头进行调节

Inrush
Current



	RS916B
Ipeak (A)	26
Twidth (μs)	3
MCB	Max. Luminaire No.
Type B 16A	50
Type C 16A	75



The product contains strong magnet, please DO NOT bring the product close electronic medical equipment or a person possessing a pacemaker or other types of electronic medical equipment.
本产品包含强磁铁，切勿将本产品接近电子医疗器械或携带起搏器等医疗设备的人。

Please read this manual carefully before using the product. Please keep the manual for future reference.

使用本产品前，请先仔细阅读本手册。请保留本手册作为日后参照用。

The luminaire shall be installed by a qualified electrician and wired in accordance with the latest IEE electrical regulations or the national requirements.

灯具应由有资格的电工安装，接线要符合IEE 电气标准或国家标准。

The luminaire is complied to IEC 60598-1 ed.8 or GB 7000.1-2007.

此灯具是依据IEC60598-1 ed.8 或国标GB 7000.1-2007所制造。

The luminaire shall ,under no circumstance,be covered with insulation matting or similar material.

灯具不能被隔热衬垫或类似材料覆盖。

Please do not install the product near to generator, transformer or other types equipments which generate strong magnetic field. Minimum installation distance: 2m

请不要将本产品安装在发电机，变压器等会产生强力磁场的设备附近，最小安装距离2米

Do not hot swap! Luminaire must not to be disconnected with line power turned on. Failure to do so may damage the product.

请不要热插拔，LED散热模组不允许在带电的时候与电源线分开，这样会损坏产品。

The light source of this luminaire is not replaceable; when the light source reaches its end of life the whole luminaire shall be replaced

灯具中光源不可更换；当灯具寿命终结时，请更换整个灯具。

The manufacturer will not be held responsible for improper usage or modification to the product.

所有不当使用或自行更改产品结构而导致损坏，生产商不负任何责任。

Input voltage shall not exceed $\pm 10\%$ of nominal voltage.

输入电压请勿超出额定电压的 $\pm 10\%$ 。

In case of malfunction, please switch off the power and contact your nearest Philips dealer.

如发现异常或操作有任何问题，请务必先切断电源，然后与飞利浦经销商联系。

Maintenance 保养方法：

To ensure optimum performance, please clean the product regularly (recommended twice a year). Turn off luminaire before cleaning.

为了保持灯具明亮效果，请定期（半年一次）进行清洁。灯具清洁请在切断电源情况下进行。

Do not use chemical solvents to clean the luminaire, it might damage the surface.

请不要用香蕉水等挥发性物质擦拭灯具表面，请不要对灯具喷洒任何化学药剂，否则灯具可能会变色或损坏。