



FluxPanel is a highly versatile luminaire designed to provide smooth lighting gradient on the lens surface and ease of installation. Available for use in recessed, suspended, and surface mount orientation, FluxPanel is ideal for general lighting applications such as open office, schools, healthcare, clean rooms, and retail.

#### Ordering guide

Standard configurations available with all choices, unless otherwise noted. Base configurations selections indicated by blue.

Example: 2FPZ38L840-2-DS-UNV-DIM-EM06

Project: \_\_\_\_\_

Location: \_\_\_\_\_

Cat.No: \_\_\_\_\_

Type: \_\_\_\_\_

Qty: \_\_\_\_\_

Notes: \_\_\_\_\_

Family	Lumens (nominal delivered)	Color (CRI / CCT)	Length	Diffuser	Voltage	Driver	Options <sup>2,15</sup>	
<b>2FPZ</b>			<b>2</b>					
2FPZ 2ft FluxPanel gen 2	<b>Base config<sup>3</sup></b>	<b>830</b> CRI 80, 3000K	2 2ft	<b>DS</b> Diffuse Smooth	<b>UNV</b> Universal Voltage, 120-277V	<b>DIM<sup>1</sup></b> 0-10V dimming <b>SDIM</b> Step dimming to 30% input power	<b>F1</b> 3/8" Flex, 18 ga., 6', 3-wire (non-dimming)	
	<b>38B</b> 3800lm	<b>835</b> CRI 80, 3500K		<b>ADS</b> Acrylic Diffuse Smooth			<b>347</b> 347V	<b>F2</b> 3/8" Flex, 18 ga., 6', 4-wire (non-dimming, emergency)
	<b>45B</b> 4500lm	<b>840</b> CRI 80, 4000K		<b>A12</b> Diffuse Prismatic				<b>F1/D<sup>6</sup></b> 3/8" Twin Flex, 18 ga., 6', 3-wire and 2-wire (dimming)
	<b>54B</b> 5400lm	<b>850</b> CRI 80, 5000K						<b>F2/5W<sup>6</sup></b> 3/8" Flex, 18 ga., 6', 5-wire (dimming)
	<b>Standard configs</b>	<b>930</b> CRI 90, 3000K						<b>F2/6W<sup>6</sup></b> 3/8" Flex, 18 ga., 6', 6-wire (dimming, emergency)
	<b>20L</b> 2000lm	<b>935</b> CRI 90, 3500K						<b>GLR</b> Fusing, fast blow
	<b>30L</b> 3000lm	<b>940</b> CRI 90, 4000K						<b>DSC</b> Quick driver disconnect
	<b>38L</b> 3800lm	<b>950</b> CRI 90, 5000K						<b>CHIC</b> Chicago Plenum rated
	<b>45L</b> 4500lm							<b>ER100<sup>3,4,9,10</sup></b> UL924 listed sensor bypass relay, factory installed between driver & sensor
	<b>54L</b> 5400lm							<b>EM10<sup>4,7</sup></b> Bodine 10W battery pack
	Other lumen packages may be ordered in increments of 100 lumens from 2000lm to 5400lm							<b>EM06<sup>4,7</sup></b> Bodine 6W battery pack
								<b>SWZCSR<sup>1,3,5,7,8</sup></b> Remote Interact wireless sensor. with integral daylight & occupancy sensing, advanced grouping with dwell time
								<b>SWZCS<sup>1,3,7,8</sup></b> Interact wireless sensor. with integral daylight & occupancy sensing, advanced grouping with dwell time
								<b>RADIO<sup>1,3,4,5,7</sup></b> Interact RF sensor for wireless connectivity only, no sensing
								<b>DAYOCC</b> Basic Daylight & Occupancy
				<b>BAC<sup>11</sup></b> Meets the requirements of the Buy American Act of 1933 (BAA)				
				<b>BABAF<sup>11</sup></b> Meets the requirements of the Build America Buy America Act for projects funded through FHWA that are obligated before October 1, 2026, and meets the Buy America preferences for FTA				

- 1 Integral control options dimmable to 1% via wireless wall switch. Non-controls options are 0-10V dimmable to 1% for Standard configurations and 5% for Base configurations.
- 2 All options only available with Standard configurations.

- 3 Specify DIM driver option only.
- 4 Not available with 347V option.
- 5 Not available with surface or suspended accessories.
- 6 Flex with dimming not available with Interact sensors.
- 7 Emergency and Interact options not clean room certified, nor NSF listed.
- 8 Must order IRT9015 Interact commissioning remote with each system order.
- 9 Must be installed in conjunction with a UL1008 device.
- 10 Must be ordered with an integral controls option.
- 11 Failure to properly select the "BAC" suffix could result in you receiving product that is not BAA compliant product with no recourse for an RMA or refund. This BAC designation hereunder does not address (i) the applicability of, or availability of a waiver under, the Trade Agreements Act, or (ii) the "Buy America" domestic content requirements imposed on states, localities, and other non-federal entities as a condition of receiving funds administered by the Department of Transportation or other federal agencies. Genlyte's products with a BAC option code designation are manufactured in the US and utilize a BAA COTS exemption rule for compliance. "BABAF" designates the product will meet the standards set by FHWA for BABA and FTA for Buy America. As noted, for FHWA BABA compliance, applicable projects must be funded by October 1, 2026.
- 12 Consult Genlyte to confirm whether specific accessories are BAA-compliant.
- 13 Third party sensors also available, please enquire about options for Lutron Athena, Vive, or others.

#### Accessories<sup>12</sup> (order separately)

- **FMA22:** 2'x2' "F" mounting frame for NEMA "F" mounting
- **FSK22:** 2'x2' surface mount field installation kit (factory welded seams)
- **FSF22:** 2'x2' surface mount field assembly kit (field assembled)
- **FPZCH48-1D-SC-UNV:** adjustable cable hanger kit with straight white 18/5 cord for dimming (two-1 powered, 1 non-powered).
- **FPZCH48-1D-SC-347:** adjustable cable hanger kit with straight white 18/5 cord for dimming (two-1 powered, 1 non-powered).
- **IRT9015:** handheld remote for grouping and configuration (at least one remote required for any SWZCS installation).

# 2FPZ FluxPanel

## Recessed 2x2 at up to 5400 lumens

### Application

- Base configurations are 1 9/16". Standard configurations are 3" Dimensions stated for overall depth, including driver box.
- Even distribution of light on the lens provides exceptionally low glare gradient minimizing distractions at the ceiling plane.
- General light distribution creates uniform horizontal and vertical illuminance on the work plane and limits scalloping on the walls.
- Excellent consistency of correlated color temperature (CCT) per ANSI C78.377.
- CRI 80 minimum color rendering with balanced spectrum.
- Designed for use with standard Grid (NEMA "G") or Narrow Grid (NEMA "NFG") ceiling T-bars. Drywall or plaster application require use with the FMA14FP "F" mounting frame accessory (sold and shipped separately).
- Accessory field install kits available for surface (FSF14) and suspended (FPZCH48) mounting.

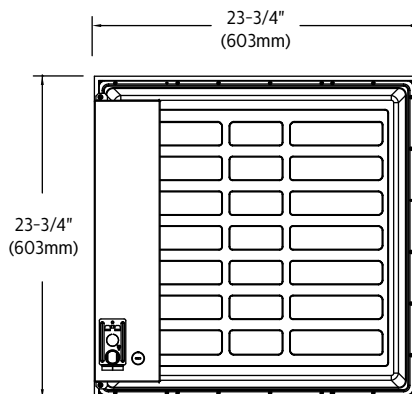

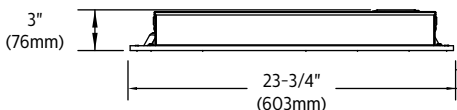
### Enclosure

- Diffuser provides visual comfort and high efficiency.
- Flat opal lens is easy to clean and provides a uniform aesthetic on the ceiling plane.
- Tight enclosure assembly impedes ingress of dust and insects.

### Energy data

Luminaire	Catalog	Input Power	Efficacy	DLC
2x2 Standard	2FPZ20L840	16	127	Premium
	2FPZ30L840	23	129	Premium
	2FPZ38L840	34	132	Premium
	2FPZ45L840	36	128	Premium
	2FPZ54L840	42	126	Premium
2x2 Base	2FPZ38B840	33	119	Standard

### Dimensions



**Note:** Base configurations are 1-9/16" deep. Standard configurations are 3" deep.

Emergency driver box shown is 20.5" (521mm) long.

Standard non-EM driver box is 10.5" (267mm) long oriented 90° in tabs shown.

### Electrical

- Up to 125 lm/W efficacy.
- High efficiency Advance driver featuring high power factor (>0.90), 120-277V 60/50Hz, and less than 15% THD.
- Minimum start temperature -20°C (-4°F).
- Standard configurations are 0-10V dimming to 1%. Base configurations are to 5%.
- To predict lumen output in emergency mode, multiply emergency pack wattage by luminaire efficacy, then by 1.10. Typical lumen output is 1200lm for 10W battery packs, and 850lm for 6W battery packs.
- Electromagnetic interference (EMI) compliant to FCC Title 47 Part 15 class A.
- Flicker and stroboscopic effect compliant to NEMA 77-2017.
- TM-21 predicted L70 lumen maintenance up to 90,000 hours per LED manufacturer LM-80 report.
- cULus (Base) or cETLus (Standard) listed to UL and CSA standards, suitable for damp locations.
- Rated for NSF/ANSI 2 – Light fixture for Non Food Zone. Not intended for use in wet location nor hose down applications.
- Rated for clean room use – meets ISO14644-1 Class 5-9 (equivalent to Federal Standard No. 209E Class 100-100,000)
- Base and Standard configurations are IC rated.
- FluxPanel luminaires are Designlights Consortium® Standard qualified. Please see the DLC QPL list for exact catalog numbers ([www.designlights.org/QPL](http://www.designlights.org/QPL)).

### Construction/Finish

- Die formed galvanized steel housing.
- Extruded aluminum frame post painted with gloss white enamel finish. Corners are precision welded for seamless aesthetic.
- Emergency options available with factory installed battery pack.
- Die formed driver box with standard access plate for ease of wiring, provides tool-free access to driver(s) from above.
- Back lit LED arrays with optics provide highly efficient and unpixilated transfer of light to the diffuser.
- Integral clips accommodate definitive attachment to T-bar grid for recessed applications.
- Die formed surface box accessory kit post painted gloss white enamel.

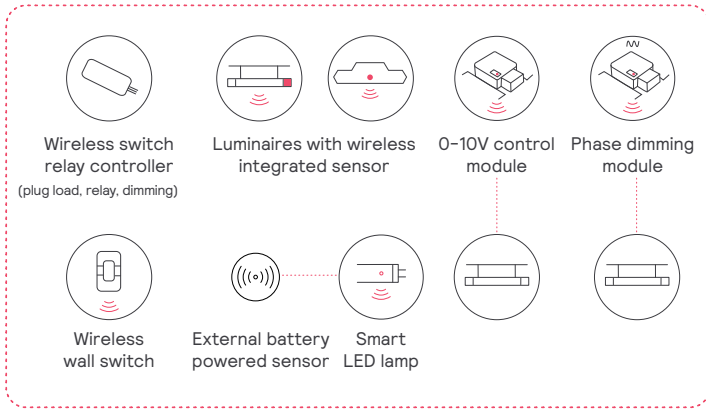
### General Notes

- All options factory installed.
- All accessories are field installed.
- Declare label certified, ID SGY-0020 ([View full Declare label](#))
- Many luminaire components, such as reflectors, refractors, lenses, sockets, lampholders, and LEDs are made from various types of plastics which can be adversely affected by airborne contaminants. If sulfur based chemicals, petroleum based products, cleaning solutions, or other contaminants are expected in the intended area of use, consult factory for compatibility.
- Five year limited luminaire warranty includes LED boards and driver. Visit [www.genlyte.com/en-us/support/warranties](http://www.genlyte.com/en-us/support/warranties) for complete warranty information.

# 2FPZ FluxPanel

Recessed 2x2 at up to 5400 lumens

## @signify interact Easy. Effective. Smart.



### Meet Interact

A smart, wireless luminaire level lighting control system (LLLLC). A complete solution that combines modern and intuitive technologies for easy installation and specification.

- Works with or without gateway
- **No** IT
- **No** light point restrictions
- **Up to 75%** out of the box savings
- **Fast & easy**
- **Code & rebates** compliant

### Capabilities

- Luminaire integrated occupancy and daylight sensing
- BMS integration
- Human-centric lighting
- Connectivity & insights
- Full Automation\*
- Security

\*Grouping, zoning, dimming, high-end trimming, scenes, scheduling, manual controls

### Benefits

- Up to 80% installation savings<sup>1</sup>**  
Compared to installation costs of wired systems
- Up to 5 min faster setup time<sup>2</sup>**  
Compared to similar wireless systems
- Less than 2 year payback**  
Implement deep energy-saving strategies and claim utility rebates
- 1.8x more energy savings**  
Compared to conventional control systems
- Up to 2x utility rebates**  
Network Interact ready devices and get more utility rebates<sup>3</sup>

1. Versus legacy systems based on installer interviews
2. Based on installer analysis done by Signify for a typical multi-zone space
3. Utility programs across US

### Just lights and an App



1. Install the Interact ready fixtures with embedded smart sensor
2. Install the wireless wall switch
3. Configure your setup with the Interact App
4. Leverage the IRT9015 remote accessory to accelerate your setup process
5. Optionally add a gateway for insights and management

#### Learn more about Interact:

Interact includes an app, a web portal, and a comprehensive range of Interact ready wireless luminaires, lamps, retrofit kits, and control devices like switches and sensors that operate within the same system.



# 2FPZ FluxPanel

Recessed 2x2 at up to 5400 lumens

## Controls Options

### Interact radio node for Standalone, Gateway & Gateway + IoT tiers (RA)

- RA sensor option is a connected radio node supporting wireless mesh connectivity.
- Compatible with standalone and gateway modes of Interact.

### Interact occupancy & daylight sensor for Standalone, Gateway & Gateway + IoT tiers (CS)

- The CS sensor option is a connected sensor with built-in occupancy and daylight detection, along with wireless mesh connectivity.
- Compatible with standalone and gateway modes of Interact.

### Interact advanced sensor bundle for Gateway + IoT tier (SB)

- SB sensor option offers occupancy and daylight sensing and supports advanced IoT capabilities, such as desk-level temperature and humidity monitoring, noise classification, and Bluetooth Low Energy (BLE) beacon functionality.
- Setup requires a compatible gateway and internet connectivity.
- With compatible gateway and software analytics, SB sensor option enables greater building efficiency, seamless system integration, and optimized space utilization through occupancy and environmental insights.

Interact for intelligent buildings sensor option codes across Genlyte product lines\*

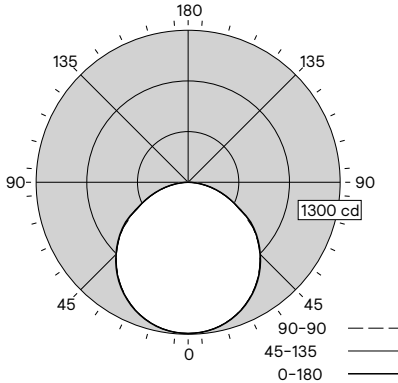
	Sensor part #	Daybrite	Ledalite	Lightolier
Zigbee + Bluetooth	SC100B	RADIO	RA	RA
Zigbee + Bluetooth + Sensing	SC200B	SWZCS	CS	SBA or SWCS accessory
Zigbee + Bluetooth + Sensing + Environmental data	SC1500	IAOSB	SB	SBA or SWCS accessory
Zigbee + Highbay + Bluetooth + Sensing	SNH210 IA	SWZCSH	-	-

# 2FPZ FluxPanel

Recessed 2x2 at up to 5400 lumens

## 2FPZ38L835-2-DS-UNV-DIM

Luminaire Lumens 3710  
 Luminaire Efficacy Rating (LER) 125  
 Total Luminaire Watts 29.8  
 Spacing Criterion (0-180) 1.26



Candela Distribution						Flux
	0	22.5	45	67.5	90	Lumens
0	1293	1293	1293	1293	1293	
5	1288	1287	1288	1287	1288	122
15	1245	1244	1244	1244	1245	351
25	1159	1156	1155	1156	1159	533
35	1034	1030	1028	1030	1034	644
45	873	869	866	869	873	671
55	686	681	677	681	686	607
65	445	441	439	441	445	442
75	248	244	244	244	248	259
85	69	67	71	67	69	79
90	4	8	24	8	4	

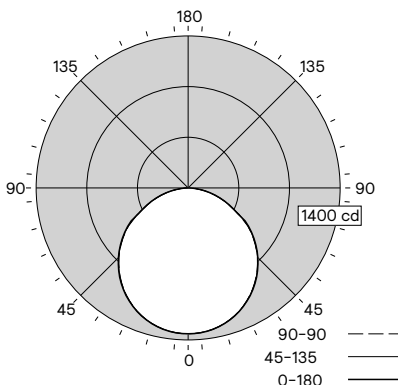
Zonal Lumen Summary			
Zone	Lumens	%Fixture	%Lamp
0-30	1007	27.1%	27.1%
0-40	1651	44.5%	44.5%
0-60	2928	78.9%	78.9%
0-90	3709	100.0%	100.0%
0-180	3710	100.0%	100.0%

Avg. Luminance (cd/m <sup>2</sup> )			
	0	90	180
0	4247	4247	4247
5	4247	4246	4247
15	4234	4230	4234
25	4199	4185	4199
35	4145	4120	4145
45	4056	4023	4056
55	3930	3879	3930
65	3461	3414	3461
75	3146	3096	3146
85	2604	2657	2604

Coefficients of Utilization %												
Pc ---		80				70			50		0	
RCR	Pw ---	70	50	30	10	70	50	30	50	30	10	0
	0	119	119	119	119	116	116	116	111	111	111	100
	1	109	104	99	96	106	101	98	97	94	91	83
	2	99	90	83	78	96	88	82	85	80	75	69
	3	90	79	71	65	87	78	70	75	68	63	58
	4	82	70	61	55	80	69	61	66	59	53	50
	5	76	63	54	47	74	62	53	59	52	46	43
	6	70	56	47	41	68	55	47	54	46	40	38
	7	65	51	42	36	63	50	42	49	41	36	33
	8	60	47	38	32	59	46	38	45	37	32	30
	9	56	43	35	29	55	42	34	41	34	29	27
10	53	39	32	26	51	39	31	38	31	26	24	

## 2FPZ38L840-2-DS-UNV-DIM

Luminaire Lumens 3857  
 Luminaire Efficacy Rating (LER) 129  
 Total Luminaire Watts 29.8  
 Spacing Criterion (0-180) 1.27



Candela Distribution						Flux
	0	22.5	45	67.5	90	Lumens
0	1344	1344	1344	1344	1344	
5	1339	1337	1339	1337	1339	127
15	1294	1292	1293	1292	1294	365
25	1204	1202	1201	1202	1204	554
35	1074	1071	1068	1071	1074	670
45	908	904	901	904	908	697
55	713	708	705	708	713	632
65	463	459	456	459	463	461
75	257	253	252	253	257	269
85	71	69	71	69	71	81
90	4	8	22	8	4	

Zonal Lumen Summary			
Zone	Lumens	%Fixture	%Lamp
0-30	1046	27.1%	27.1%
0-40	1716	44.5%	44.5%
0-60	3045	78.9%	78.9%
0-90	3856	100.0%	100.0%
0-180	3857	100.0%	100.0%

Avg. Luminance (cd/m <sup>2</sup> )			
	0	90	180
0	4413	4413	4413
5	4415	4413	4415
15	4400	4397	4400
25	4363	4351	4363
35	4307	4283	4307
45	4216	4185	4216
55	4084	4035	4084
65	3594	3543	3594
75	3256	3203	3256
85	2676	2679	2676

Coefficients of Utilization %												
Pc ---		80				70			50		0	
RCR	Pw ---	70	50	30	10	70	50	30	50	30	10	0
	0	119	119	119	119	116	116	116	111	111	111	100
	1	109	104	99	96	106	102	98	97	94	91	83
	2	99	90	83	78	96	88	82	85	80	75	69
	3	90	79	71	65	87	78	70	75	68	63	58
	4	82	70	61	55	80	69	61	66	59	53	50
	5	76	63	54	47	74	62	53	59	52	46	43
	6	70	56	47	41	68	55	47	54	46	40	38
	7	65	51	42	36	63	50	42	49	41	36	33
	8	60	47	38	32	59	46	38	45	37	32	30
	9	56	43	35	29	55	42	34	41	34	29	27
10	53	39	32	26	51	39	31	38	31	26	24	

© 2026 Signify Holding. All rights reserved. The information provided herein is subject to change, without notice. Signify does not give any representation or warranty as to the accuracy or completeness of the information included herein and shall not be liable for any action in reliance thereon. The information presented in this document is not intended as any commercial offer and does not form part of any quotation or contract, unless otherwise agreed by Signify.



Signify North America Corp.  
 400 Crossing Blvd, Suite 600  
 Bridgewater, NJ 08807  
 Telephone: 800-555-0050

Signify Canada Ltd.  
 281 Hillmount Road,  
 Markham, ON, Canada L6C 2S3  
 Telephone: 800-668-9008

All trademarks are owned by Signify Holding or their respective owners.