



PHILIPS
Day-Brite
CFI

Surface and
suspended

FluxStream LED

Genuine
convenience
consistently
supports your
success

Philips Day-Brite / Philips CFI FluxStream strip,
industrial and wraparound luminaires

It all adds up

Now, more than ever, working efficiently is a critical component in the success of your projects, especially when it comes to lighting.



From planning and design, through installation, integration, and beyond – even small time-consuming tasks can add up to big project delays that prevent you from moving on to the next job.

At the same time, customer satisfaction is equally important, so you need robust solutions that look, perform and withstand equal to or beyond your customer's expectations.

This is why we expanded the rugged and reliable Philips Day-Brite / Philips CFI FluxStream luminaire family to include strip, industrial and wraparound luminaires.

Before, during and after installation, you can trust the FluxStream luminaire family to help you quickly complete projects without hassles or troubleshooting, while delivering consistent comfort and long-term energy savings throughout the space.



Convenience

Add convenience before

The FluxStream linear strip family you already depend upon is now expanded to include industrials and wraparounds. The consistent, coordinated family selection provides you with mix & match flexibility while maintaining a similar aesthetic style and light output throughout the space.



FluxStream Wraparound

FluxStream linear strip

- Efficacy: 114-133 lm/W
- Lengths: 2, 3, 4, 8 feet
- Lumen outputs: 2000lm-14000lm
- Color temperatures: 3000K, 3500K, 4000K, 5000K

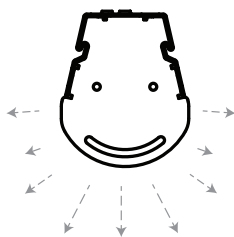
FluxStream linear industrial

- Efficacy: 126-134 lm/W
- Lengths: 4, 8 feet
- Lumen outputs: 4000lm-14000lm
- Color temperatures: 3000K, 3500K, 4000K, 5000K

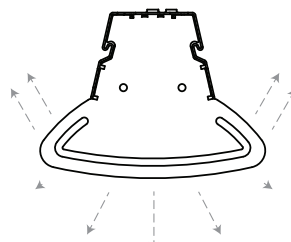
FluxStream linear wraparound

- Efficacy: 104-122 lm/W
- Lengths: 2, 4, 8 feet
- Lumen outputs: 2000lm-14000lm
- Color temperatures: 3000K, 3500K, 4000K, 5000K

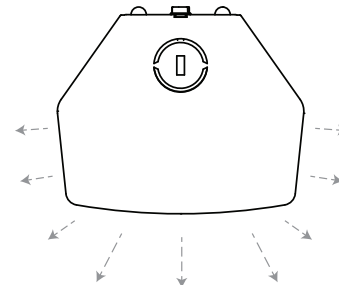
FluxStream strip
FSS



FluxStream industrial
FSI



FluxStream wraparound
FSW



----- Denotes light
output direction

Add convenience during

FluxStream linear strip, industrial and wraparound luminaires have a consistent ordering nomenclature to save time when specifying and ordering, and offer quick, familiar and hassle-free installation. All versions are dimmable using a variety of drivers, including 0-10V, Mark X, DALI and can be integrated with control systems for advanced functionality along with enhanced energy savings. Additionally, the luminaires accept an integrated emergency (EMLED) battery to provide standby light in the event of an unexpected power loss.

“EZ” models are available with FluxStream linear strip and wraparound luminaires to satisfy budget-conscious projects. See specifications for additional detail.

Add convenience after

With a consistent look and consistent light output throughout any space, the broad FluxStream luminaire family creates comfortable spaces so that your customers are satisfied. Over time, FluxStream luminaires provide reliable, long-lasting performance with low maintenance, so you don't have to return to troubleshoot, and your customers will enjoy reduced maintenance costs.



FluxStream Wraparound

FluxStream strip




FluxStream industrial



FluxStream wraparound





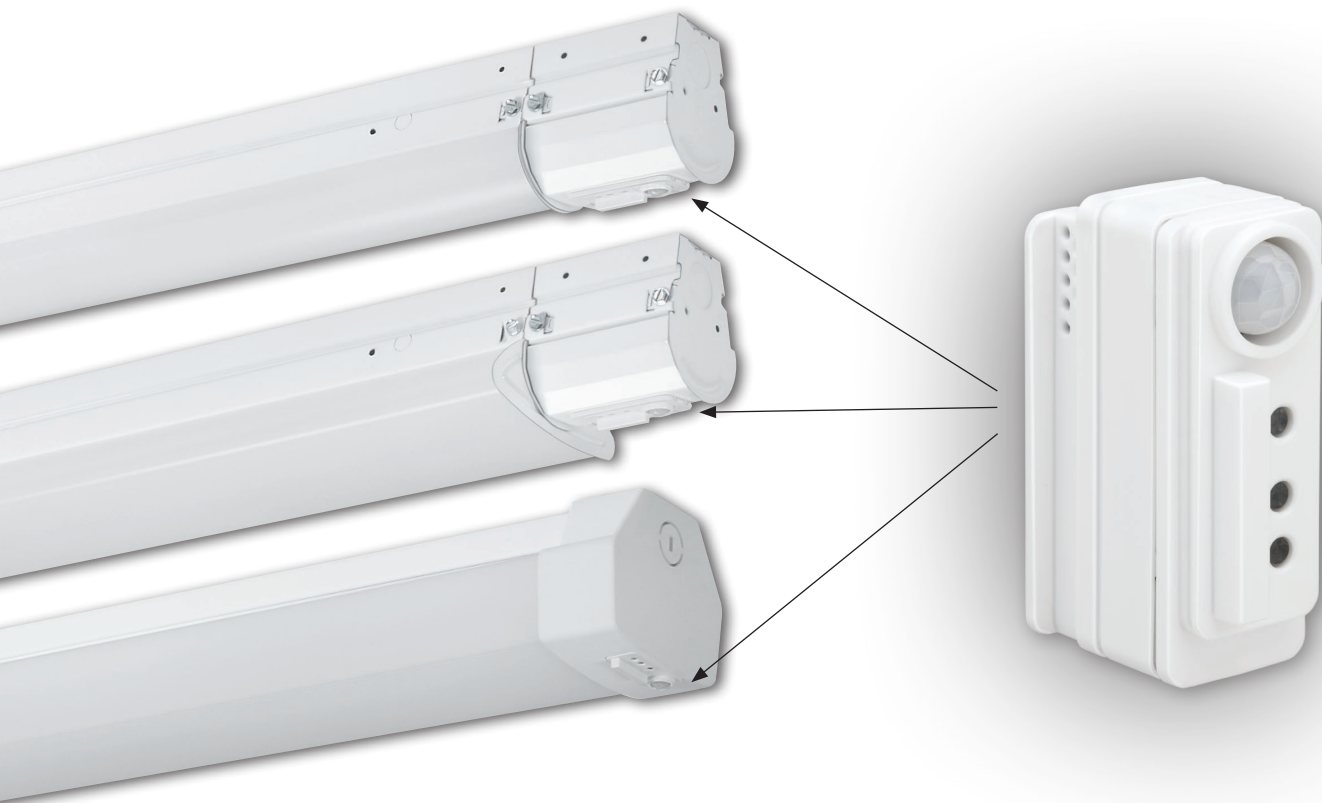
Integrated sensor

Reduce operating costs

In addition to convenience and consistency from FluxStream luminaires, your customers will enjoy the obvious benefits of LED technology – reduced lighting-related energy expenses and reduced operating expenses over the long lifetime of the luminaires.

For additional energy saving or code compliance, a Philips EasySense sensor is available integral to the luminaire that provides occupancy sensing, daylight harvesting, and task tuning.

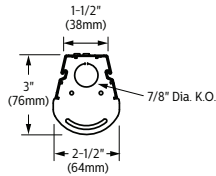
*Integrated sensor option not available in FluxStream EZ models.



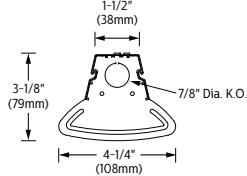


Product details

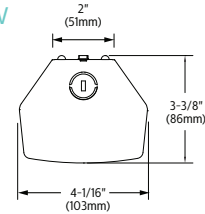
FluxStream strip FSS



FluxStream industrial FSI



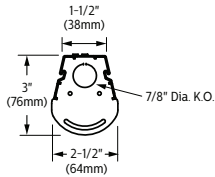
FluxStream wraparound FSW



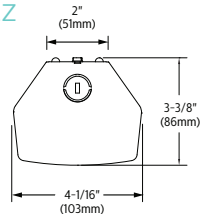
Ordering guide

Series	Length (nominal)	Lumens ² (nominal)	Color	Voltage	Driver	Options
<input type="text"/>	<input type="text"/>	<input type="text"/>	<input type="text"/>	<input type="text"/>	<input type="text"/>	<input type="text"/>
FSS FSW	2 2' length	20L 2000 lumens 30L 3000 lumens	830 80 CRI, 3000K 835 80 CRI, 3500K	UNV Universal voltage 120-277V 120 ⁴ 120V 277 ⁴ 277V 347 347V	DIM 0-10V dimming SDIM ^{5,6} Step dimming to 40% input power XDIM ^{4,5,6} MarkX phase dimming DALI ⁷ DALI	EMLED ^{5,8} Factory wired Philips Bodine BSL310LP integrated emergency pack. Nominal 1100lm. DAYOCC ^{9,10} Integral sensor, daylighting and occupancy, Philips EasySense SNS102 PAF Paint after fabrication (white) LSXR10 120-347V motion sensor, factory installed on end cap LSXR10ADC 120-347V motion sensor with photocell and hi/lo trim dimming, factory installed on end cap PCSR Pull chain switch right, 120V only, (FSW only) PCSL Pull chain switch left, 120V only, (FSW only) BK Matte black paint color (FSS and FSI only) ST Satin aluminum paint color (FSS and FSI only)
FSS	3 3' length	30L 3000 lumens	840 80 CRI, 4000K 850 ³ 80 CRI, 5000K			
FSS FSI FSW	4 4' length	40L 4000 lumens 55L 5500 lumens 70L 7000 lumens				
FSS FSI FSW	8 8' length ¹	80L 8000 lumens 110L 11000 lumens 140L 14000 lumens				

FluxStream EZ strip FSSEZ



FluxStream EZ wraparound FSWEZ



FluxStream EZ ordering guide

Series	Length (nominal)	Lumens ² (nominal)	Color	Voltage	Options
<input type="text"/>	<input type="text"/>	<input type="text"/>	<input type="text"/>	<input type="text"/>	<input type="text"/>
FSSEZ FSWEZ	4 4' length	40L 4000 lumens	830 80 CRI, 3000K 835 80 CRI, 3500K 840 80 CRI, 4000K	UNV Universal voltage 120-277	EMLED Factory wired Philips Bodine BSL310LP integral emergency pack. Nominal 1100 lm

- 8' is tandem (2) 4' lenses with single piece 8' body.
- Nominal delivered lumens at 25C ambient.
- Not available in 3' model.
- XDIM option must be specified with 120V or 277V option only.
- Not available in 2' or 3' model.

- Not available in 4' 70L model or 8' 140L model.
- DALI available up to 80L models only, consult factory for other options.
- EMLED on 8' models illuminates 4' section in emergency mode. EMLED not available on 2' models.
- Specify DIM driver with DAYOCC option.
- Not available in 8' 110L or 140L models.



Accessories and options (order separately)



Accessory Catalog Code	Description	FSS strip	FSI industrial	FSW wraparound
FSTH	Sliding hanger bracket (pair)	X	X	X
SV5F12	12" Stem and canopy kit	X	X	X
SV5F18	18" Stem and canopy kit	X	X	X
SV5F24	24" Stem and canopy kit	X	X	X
SV5F36	36" Stem and canopy kit	X	X	X
SV5F48	48" Stem and canopy kit	X	X	X
FKR-126	Chain hanger set (pair)	X	X	X
DACHxx	Adjustable cable hanger kit (single)	X	X	X
DACHxx-1-SC	Adjustable cable hanger kit with white straight 18/3 cord (single)	X	X	X
DACHxx-1-CC	Adjustable cable hanger kit with white coiled 18/3 cord (single)	X	X	X
DACHxx-2-SC	Adjustable cable hanger kit with white straight 18/4 cord (single)	X	X	X
DACHxx-2-CC	Adjustable cable hanger kit with white coiled 18/4 cord (single)	X	X	X
DACHxx-1D-SC	Adjustable cable hanger kit with white straight 18/5 cord with dimming leads (single)	X	X	X
FSWJ	External continuous row joiner (one per joint).			X
LSXR10	Low bay pir motion sensor (120-277v)	X	X	X
LSXR10ADC	Low bay pir motion sensor with photocell and hi/lo trim dimming (120-277v)	X	X	X
FSSWG4	4' Wire guard (order two for 8' models)	X		
FSIWG4	4' Wire guard (order two for 8' models)		X	
FSSD2L	2' Diffuse replacement lens	X		
FSSD3L	3' Diffuse replacement lens	X		
FSSD4L	4' Diffuse replacement lens (order two for 8' models)	X		
FSID4L	4' Diffuse replacement lens (order two for 8' models)		X	
FSWD2L	2' Diffuse replacement lens			X
FSWD4L	4' Diffuse replacement lens (order two for 8' models)			X



© 2017 Philips Lighting Holding B.V. All rights reserved. Philips reserves the right to make changes in specifications and/or to discontinue any product at any time without notice or obligation and will not be liable for any consequences resulting from the use of this publication.

PDb-1622BR 1/17 www.philips.com/fluxstream

Philips Lighting
North America Corporation
200 Franklin Square Drive
Somerset, NJ 08873
Tel. 855-486-2216

Philips Lighting Canada Ltd.
281 Hillmount Rd.
Markham, ON,
Canada L6C 2S3
Tel. 800-668-9008