

GreenPerform Batten/ 一体化LED支架灯

BN208C Extension

Mounting instruction/ 安装说明

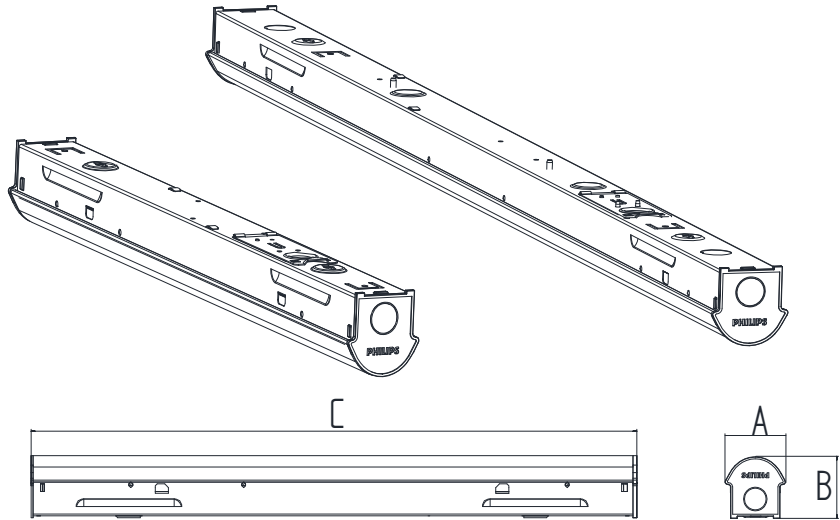
Version date 13-06-2014
www.lighting.philips.com

BN208C(GM)-M001 v1.0



Type Desc 型号描述	Power(W) 灯具功率(W)	A (mm)	B (mm)	C (mm)	kg	CCT 色温	OPTICS 配光	Cover 灯罩
BN208C LED20/L600	21	57	58	573	0.9	CW (冷白) / NW (正白) / WW (暖白)	BD (窄蝙蝠翼) / WBD (宽蝙蝠翼)	S (透明)
BN208C LED34/L600	30	57	58	573	1.0	CW (冷白) / NW (正白) / WW (暖白)	BD (窄蝙蝠翼) / WBD (宽蝙蝠翼) Lambertian (朗伯型)	S (透明)
BN208C LED30/L600							Lambertian (朗伯型)	FR (雾面)
BN208C LED43/L1200	40	57	58	1135	1.8	CW (冷白) / NW (正白) / WW (暖白)	BD (窄蝙蝠翼) / WBD (宽蝙蝠翼)	S (透明)
BN208C LED65/L1200	55	57	58	1135	1.8	CW (冷白) / NW (正白) / WW (暖白)	BD (窄蝙蝠翼) / WBD (宽蝙蝠翼) Lambertian (朗伯型)	S (透明)
BN208C LED60/L1200							Lambertian (朗伯型)	FR (雾面)

Note: BD means narrow beam batwing, WBD means wide beam batwing.



Accessories for Optional /可选附件:

Type Desc 型号描述	Accessories Desc 附件名称
BY208Z MB-S	Mounting bracket for Symm(Please find this accessory in packaging) 吸顶式对称安装附件(此安装附件为灯具自带)
BY208Z MB-A	Mounting bracket for Aymm 吸顶式非对称安装附件
BY209Z MB-S	Suspension bracket for Symm 吊杆式对称安装附件
BY209Z MB-A	Suspension bracket for Asym 吊杆式非对称安装附件
BY208Z SP	Suspension pole 吊杆附件

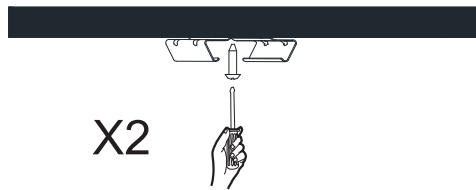
此灯具有两种光学罩分别用“S”透明和“FR”雾面标识, 在灯具安装结束后请将透明罩上所附贴膜撕下。
There are 2 types of cover for this luminaire. “S” means Clear and “FR” means Frosted, Please remove the protective film after the luminaires installation.

Philips Lighting Luminaires (Shanghai) Co., Ltd.
Address: 2nd floor, Bldg.6, HuYi Rd. 1805, MaLu Town, JiaDing District, Shanghai
Postalcode: 201801
飞利浦灯具(上海)有限公司
地址: 上海市嘉定区马陆镇沪宜公路1805号6幢二层
邮编: 201801

PHILIPS

1

Surface Mounting BN208C 吸顶安装



把吸顶支架固定于天花板上
Fix Mounting brackets onto ceiling

1. 对称安装附件

Mounting bracket for Symm

应用配件BY208Z MB-S

using the unit of BY208Z MB-S

2. 非对称安装附件

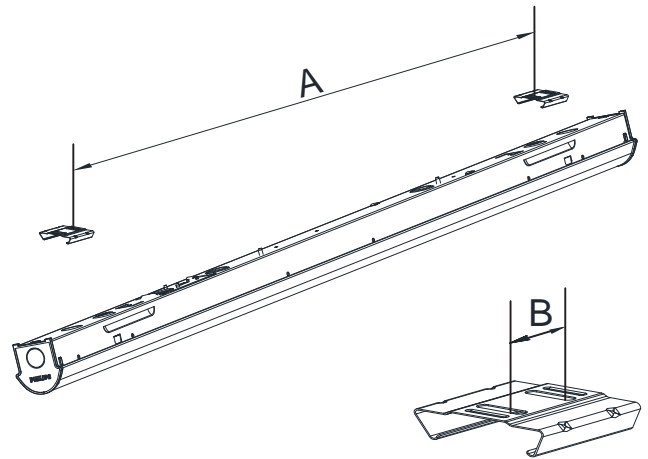
Mounting bracket for Asym

应用配件BY208Z MB-A

using the unit of BY208Z MB-A

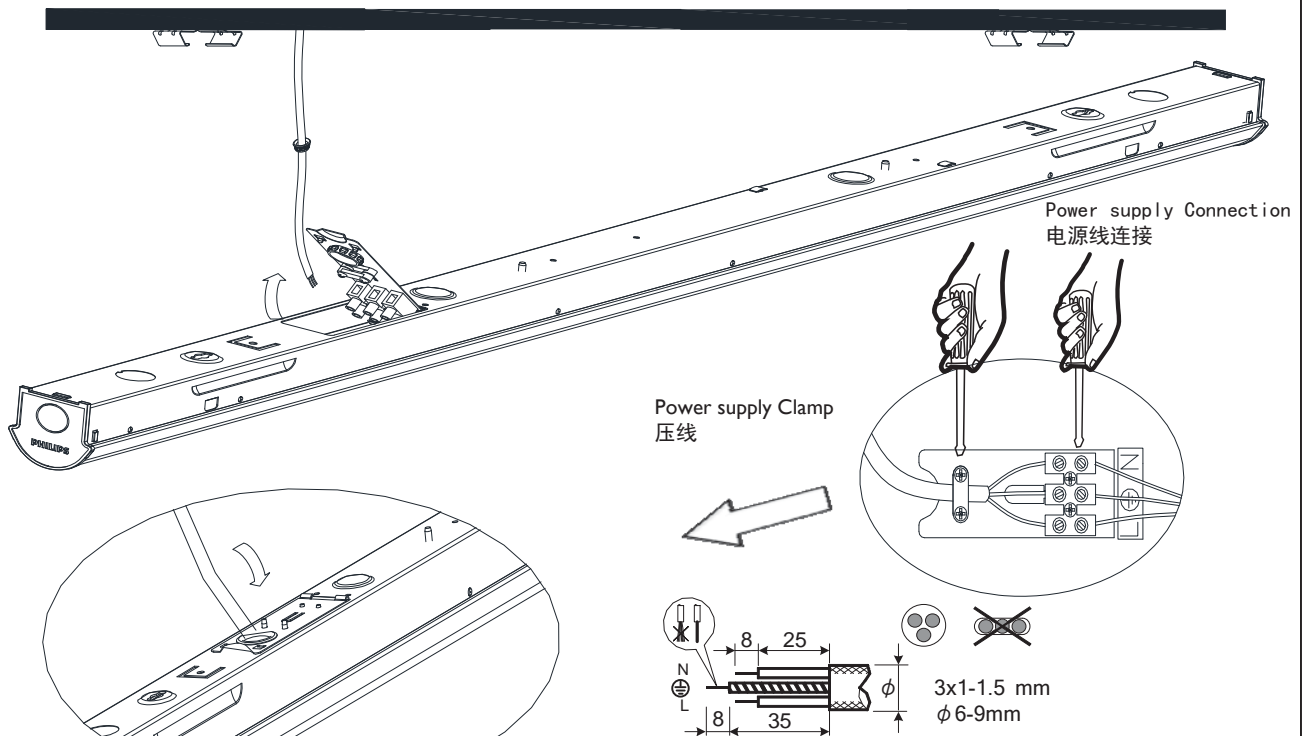
2

The distance of surface mounting refer to A
吸顶安装距离参考A



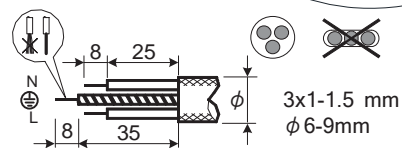
Type Desc.型号描述	A(mm)	B(mm)
BN208C LED20/L600	365 ± 20	20
BN208C LED34/L600	365 ± 20	20
BN208C LED30/L600	365 ± 20	20
BN208C LED43/L1200	823 ± 20	20
BN208C LED65/L1200	823 ± 20	20
BN208C LED60/L1200	823 ± 20	20

3



Power supply Clamp
压线

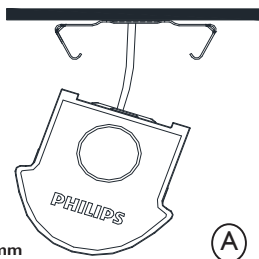
Power supply Connection
电源线连接




Connect wires (Take care of poles)
接线 (注意保持极性正确)

Surface Mounting for Symm

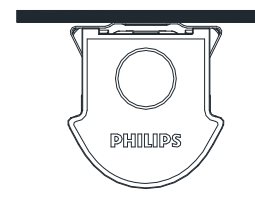
对称安装方式



A



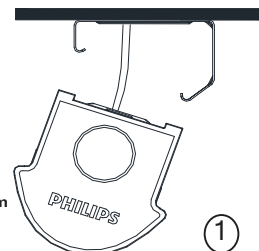
B



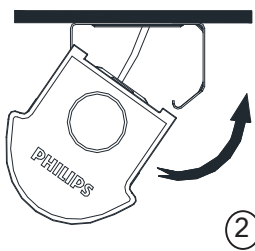
C

Surface Mounting for Asym

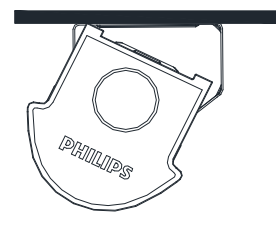
非对称安装方式



1




2



3

1

Pole Mounting BN208C 吊杆安装



Fixing the pole to ceiling surface
将吊杆安装到顶部

1. 对称安装附件

Mounting bracket for Symm

应用配件BY209Z MB-S

using the unit of BY209Z MB-S

2. 非对称安装附件

Mounting bracket for Asym

应用配件BY209Z MB-A

using the unit of BY209Z MB-A

3. 吊杆应用附件

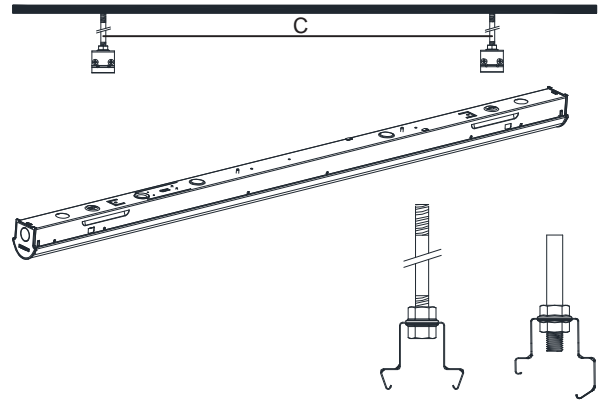
Suspension pole

吊杆应用附件 BY208Z SP

using the unit of BY208Z SP

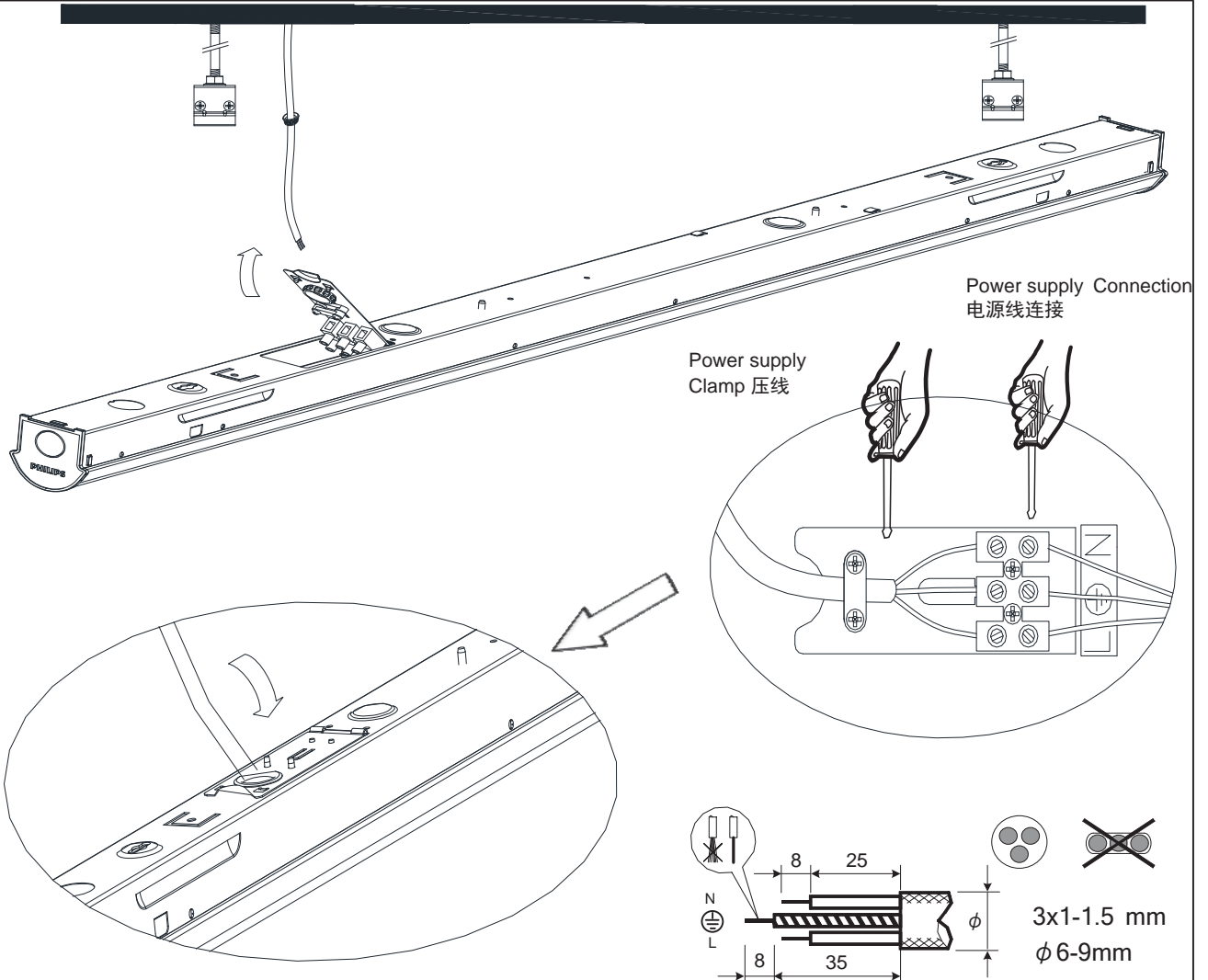
2

The distance of surface mounting refer to C
吸顶安装距离参考C



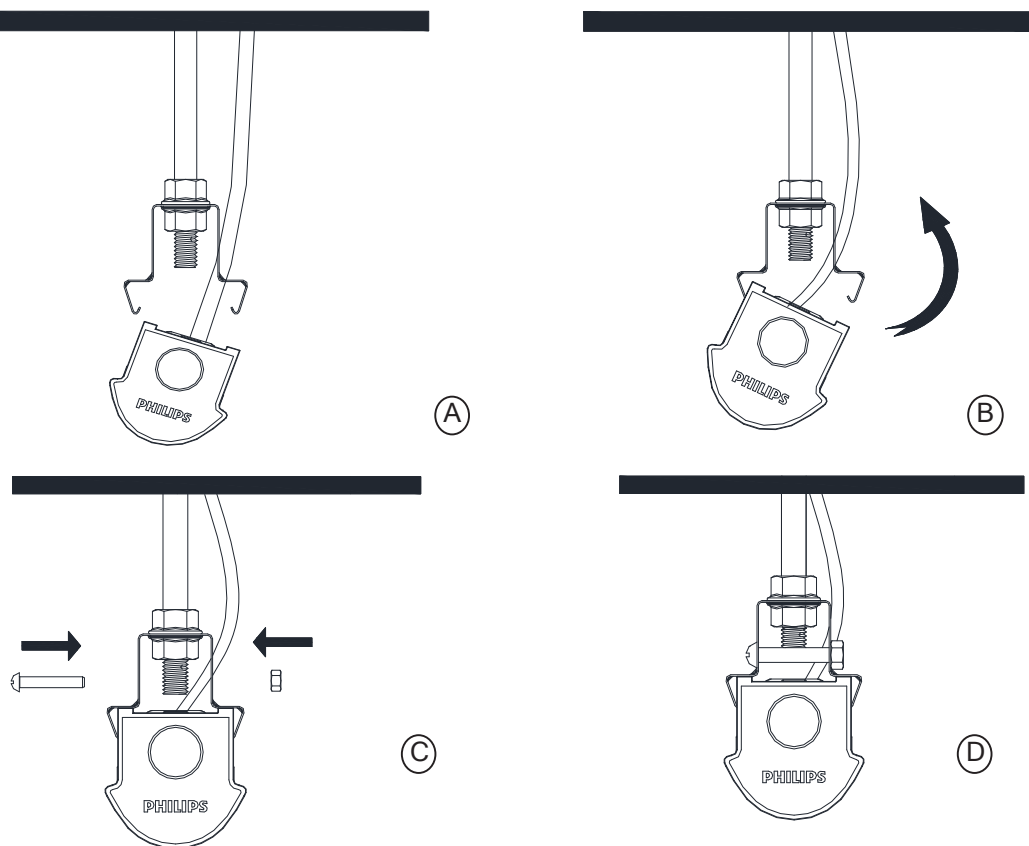
Type Desc.型号描述	C(mm)
BN208C LED20/L600	385 ± 20
BN208C LED34/L600	
BN208C LED30/L600	
BN208C LED43/L1200	843 ± 20
BN208C LED65/L1200	
BN208C LED60/L1200	

3

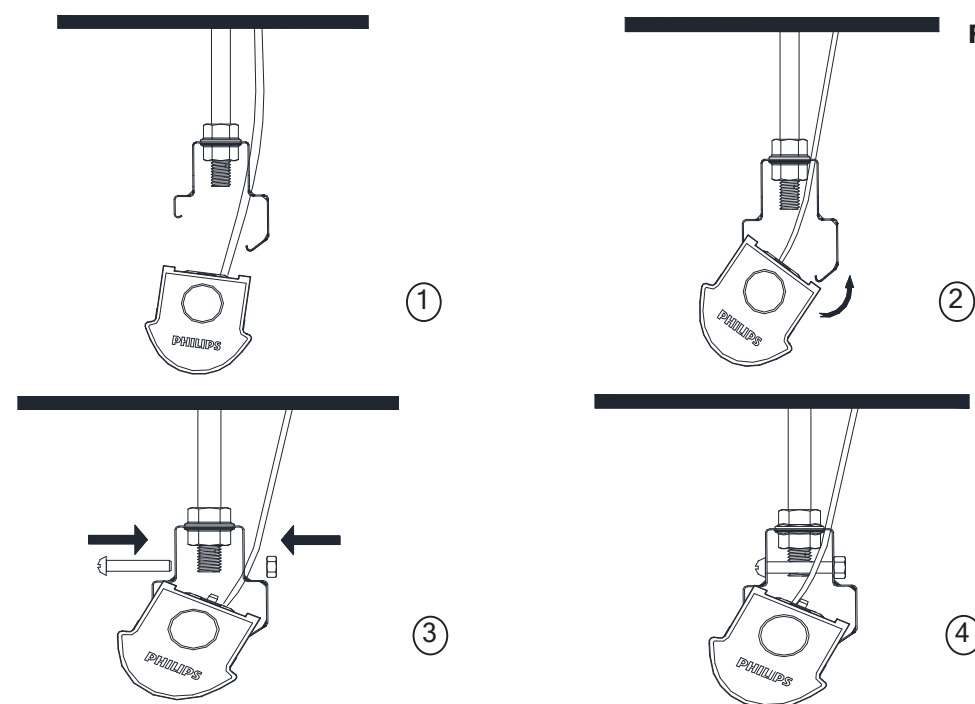


Pole Mounting BN208C 吊杆安装

Pole Mounting for Symm
对称安装方式



Pole Mounting for Asym
非对称安装方式



- 1、The luminaire shall be installed by a qualified electrician and wired in accordance with the latest IEE electrical regulations or the national requirements
灯具应由有资格的电工安装，接线要符合IEE 电气标准或国家标准。
- 2、Do not switch on before complete installation.
接线过程中，切勿通电。
- 3、The luminaire is suitable for direct mounting or normally flammable material.
灯具适合于直接安装在普通可燃材料表面。
- 4、The irradiation direction of luminaire must be downward or oblique downward 45 °
灯具的照射方向须朝下或斜向下45°。

GreenPerform Batten/ 一体化LED支架灯

BN209C Extension

Mounting instruction/ 安装说明

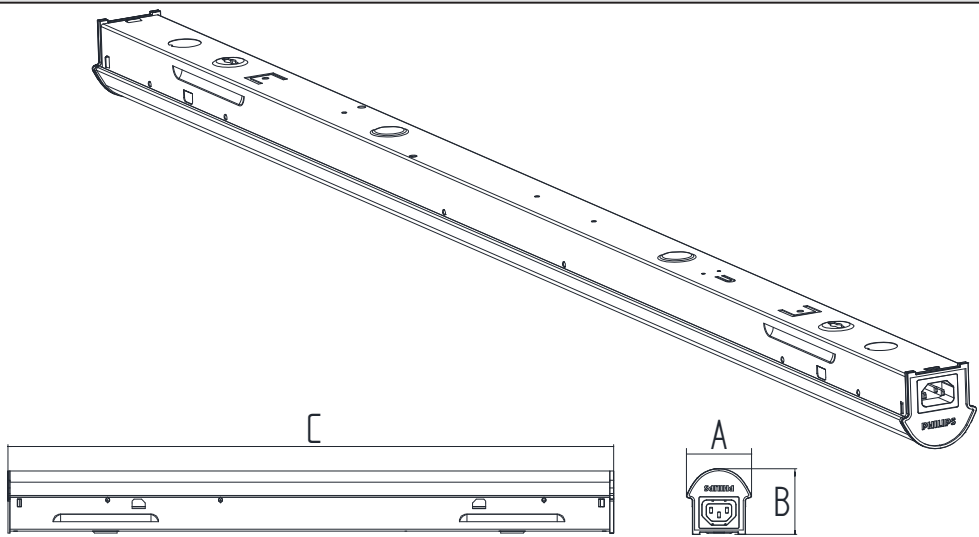
Version date 13-06-2014
www.lighting.philips.com

BN208C(GM)-M002 v1.0



Type Desc 型号描述	Power(W) 灯具功率(W)	A (mm)	B (mm)	C (mm)	kg	CCT 色温	OPTICS 配光	Cover 灯罩
BN209C LED43/LI200	40	57	58	1135	1.9	CW(冷白)/NW(正白)/WW(暖白)	BD(窄蝙蝠翼)/WBD(宽蝙蝠翼)	S(透明)
BN209C LED65/LI200	55	57	58	1135	1.9	CW(冷白)/NW(正白)/WW(暖白)	BD(窄蝙蝠翼)/WBD(宽蝙蝠翼) Lambertian(朗伯型)	S(透明)
BN209C LED60/LI200							Lambertian(朗伯型)	FR(雾面)

Note: BD means narrow beam batwing, WBD means wide beam batwing.



Accessories for Optional /可选附件:

Type Desc 型号描述	Accessories Desc 附件名称
BY208Z MB-S	Mounting bracket for Symm(Please find this accessory in packaging) 吸顶式对称安装附件(此安装附件为灯具自带)
BY208Z MB-A	Mounting bracket for Asym 吸顶式非对称安装附件
BY209Z MB-S	Suspension bracket for Symm 吊杆式对称安装附件
BY209Z MB-A	Suspension bracket for Asym 吊杆式非对称安装附件
BY208Z SP	Suspension pole 吊杆附件
BY208Z TB	Connecting block(For China only) 串接连接块附件(仅供中国)
BY208Z C600-P	Conencting cable 0.6M 串接连接线附件0.6米
BY208Z C200-P	Conencting cable 0.2M 串接连接线附件0.2米
BY208Z C-2	Power cable 0.2M(For China only) 串接电源线附件0.2米(仅供中国)

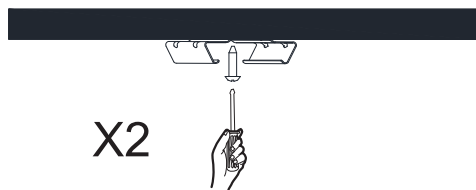
此灯具具有两种光学罩分别用“S”透明和“FR”雾面标识,在灯具安装结束后请将透明罩上所附贴膜撕下。
There are 2 types of cover for this luminaire. “S” means Clear and “FR” means Frosted, Please remove the protective film after the luminaires installation.

Philips Lighting Luminaires (Shanghai) Co., Ltd.
Address: 2nd floor, Bldg.6, HuYi Rd. 1805, MaLu Town, JiaDing District, Shanghai
Postalcode: 201801
飞利浦灯具(上海)有限公司
地址: 上海市嘉定区马陆镇沪宜公路1805号6幢二层
邮编: 201801

PHILIPS

1

Surface Mounting BN209C 吸顶安装



把吸顶支架固定于天花板上
Fix Mounting brackets onto ceiling

1. 对称安装附件

Mounting bracket for Symm

应用配件BY208Z MB-S

using the unit of BY208Z MB-S

2. 非对称安装附件

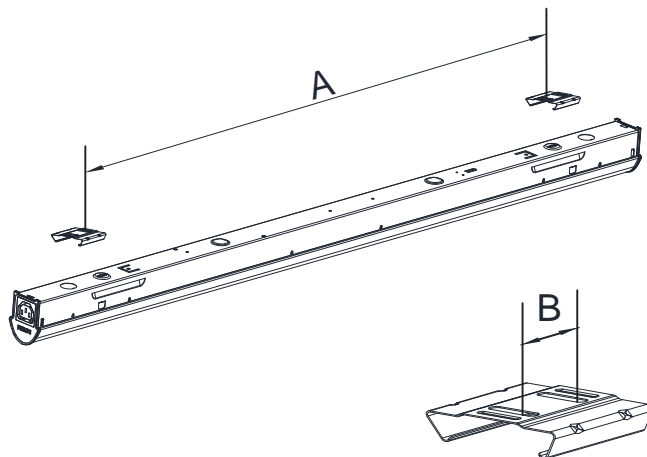
Mounting bracket for Asym

应用配件BY208Z MB-A

using the unit of BY208Z MB-A


2

The distance of surface mounting refer to A
吸顶安装距离参考A

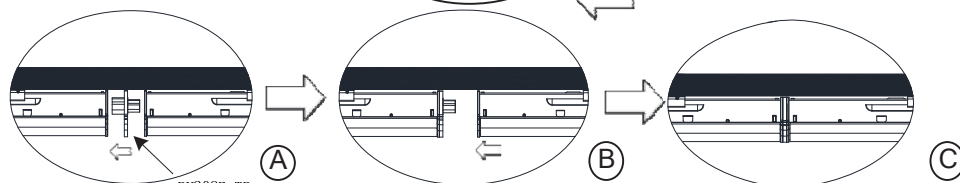


Type Desc.型号描述	A(mm)	B(mm)
BN209C LED43/LI200	823±20	20
BN209C LED65/LI200	823±20	20
BN209C LED60/LI200	823±20	20

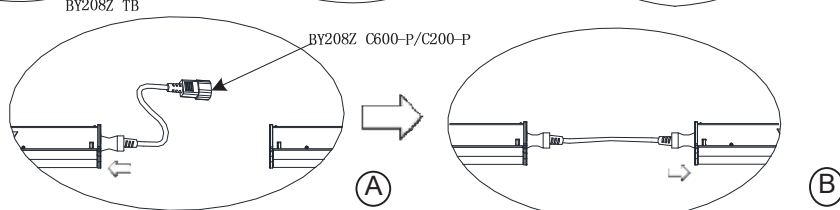
3



BY208Z C-2



BY208Z TB Connecting block 串接连接块连接



BY208Z C600-P/C200-P Conencting cable 串接连接线连接

Continue installation unit:

连续安装配件:

1.BY208Z TB Connecting block 串接连接块附件

2.BY208Z C600-P/C200-P Conencting cable 串接连接线附件

Detail

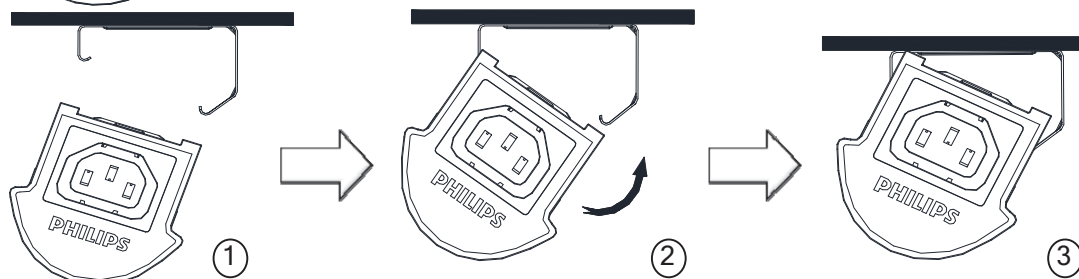
Surface Mounting for Symm

对称安装方式




Surface Mounting for Asym

非对称安装方式



1

Pole Mounting BN209C 吊杆安装



Fixing the pole to ceiling surface
将吊杆安装到顶部

1. 对称安装附件

Mounting bracket for Symm

应用配件BY209Z MB-S

using the unit of BY209Z MB-S

2. 非对称安装附件

Mounting bracket for Asym

应用配件BY209Z MB-A

using the unit of BY209Z MB-A

3. 吊杆应用附件

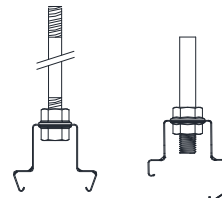
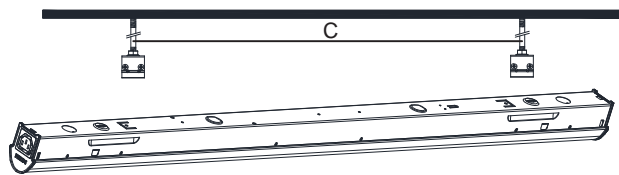
Suspension pole

吊杆应用附件 BY208Z SP

using the unit of BY208Z SP

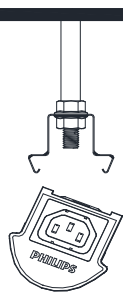

2

The distance of surface mounting refer to C
吸顶安装距离参考C

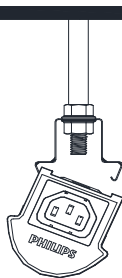


Type Desc.型号描述	C(mm)
BN209C LED43/LI200	843 ± 20
BN209C LED65/LI200	843 ± 20
BN209C LED60/LI200	843 ± 20

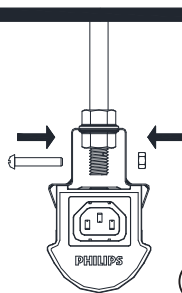
3



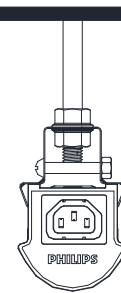
A



B



C

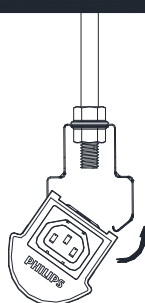


D

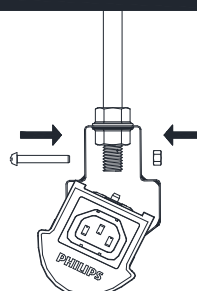
Pole Mounting for Symm
对称安装方式



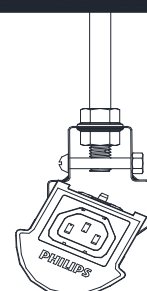
1



2



3

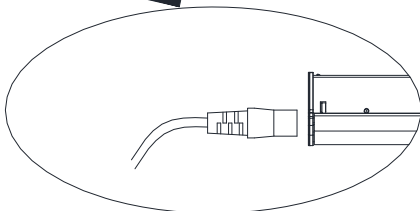
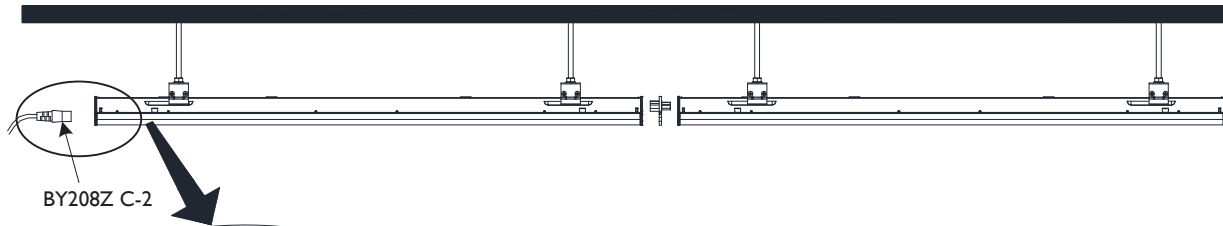


4

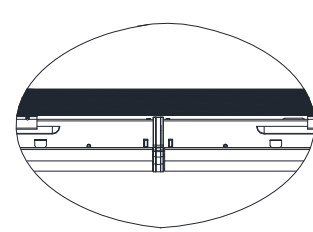
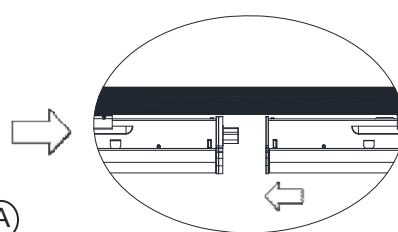
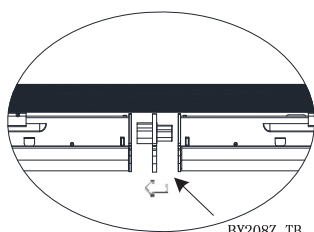
Pole Mounting for Asym
非对称安装方式

Pole Mounting

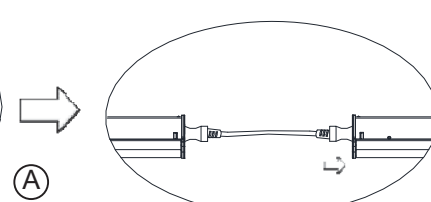
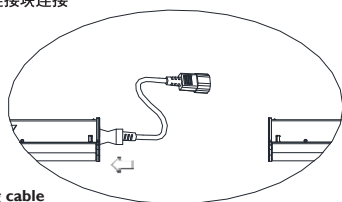
BN209C 吊杆安装



Detail



BY208Z TB Connecting block 串接连接块连接

BY208Z C600-P/C200-P Connecting cable
串接连接线连接

Detail

Continue installation unit:

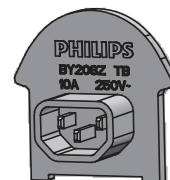
连续安装配件:

1. BY208Z TB: Connecting block/串接连接块附件

2. BY208Z C600-P/C200-P: Connecting cable/串接连接线附件

Power cable unit: BY208Z C-2 (For China only)

电源连接线配件: BY208Z C-2 (仅供中国)



Connecting block
(For China only)
串接连接块 (仅供中国)



- The recommended maximum number of battens linked together is twenty-four pieces.
本灯具最多可二十四根支架灯串接安装使用。不允许在这些串联中间任何部位再串接其他非本支架电器产品。
- Max current of power cable: 10A.
电源线能承受的最大电流: 10A。
- Recommend to install with fixture to ensure reliable electrical connection
建议安装固定板以确保电器连接的可靠性。



- 1、 The luminaire shall be installed by a qualified electrician and wired in accordance with the latest IEE electrical regulations or the national requirements
灯具应由有资格的电工安装，接线要符合IEE 电气标准或国家标准。

- 2、 Do not switch on before complete installation.
接线过程中，切勿通电。



- 3、 The luminaire is suitable for direct mounting or normally flammable material.
灯具适合于直接安装在普通可燃材料表面。

- 4、 The irradiation direction of luminaire must be downward or oblique downward 45° .
灯具的照射方向须朝下或斜向下45° 。