

A photograph of a brick building facade with large windows. Several Philips Keene LytePro LED sconces are mounted on the brick wall, illuminating the area. The sconces are small, rectangular, and have a modern design. The building has a mix of red and tan bricks and large glass windows with dark frames. A green banner is overlaid on the left side of the image, containing the Philips Keene logo and product information.

**PHILIPS  
KEENE**

Wall Mount

LytePro LED Sconces



# Brighten your facade with LytePro Sconces

The LytePro LED scone family is available in three sizes, providing high quality white illumination and a sense of security for any wall mount application.

## Features

- Architectural wall mount luminaires, available in three sizes to accommodate multiple mounting heights
- Lumen packages range from 1,154 to 6,913 with efficacies of 82LPW to 98LPW
- Standard luminaires are available in three textured finishes: bronze, dark gray and white
- All models are DLC qualified
- 5 year limited warranty

## Benefits

- Low-profile design to complement or blend in with surroundings
- Provides energy saving replacement for incandescent, compact fluorescent and HID lamp sources up to 250W
- Optical distributions provide full cutoff performance and excellent uniformity for optimal wall and area illumination
- Easily mounts to a variety of junction box types or fastens directly to wall for seamless retrofitting
- Outstanding long life (L70 > 100,000 hours) provides maintenance savings

The Philips Keene LytePro LED Outdoor Wall Sconce (LPW) combines excellent performance, design and value to meet the needs of the energy and budget conscious. LytePro LED Sconces are best suited for use in downward facing, surface wall mount applications, over recessed junction boxes or where power can be directly fed through back surface, whereby connection splices can be made inside the luminaire housing.

A variety of models are available across three different sizes.



LPW7



LPW16



LPW32

## Ordering Guide

### Stocked Luminaires

| Catalog Number | Description   | Master Pack Qty | UPC Code     |
|----------------|---|-----------------|--------------|
| <b>LPW7</b>    |   |                 |              |
| LPW7-8BZ       | LPW7, 14W COB LED, 350mA, 4000K, 120-277V, Bronze textured paint    | 6               | 786034960465 |
| LPW7-8DGY      | LPW7, 14W COB LED, 350mA, 4000K, 120-277V, Dark gray textured paint | 6               | 786034960441 |
| LPW7-8WH       | LPW7, 14W COB LED, 350mA, 4000K, 120-277V, White textured paint     | 6               | 786034960458 |
| <b>LPW16</b>   |   |                 |              |
| LPW16-78BZ     | LPW16, 40W, 700mA, 4000K, 120-277V, Bronze textured paint           | 6               | 786034960502 |
| LPW16-78DGY    | LPW16, 40W, 700mA, 4000K, 120-277V, Dark gray textured paint        | 6               | 786034960489 |
| LPW16-78WH     | LPW16, 40W, 700mA, 4000K, 120-277V, White textured paint            | 6               | 786034960496 |
| <b>LPW32</b>   |   |                 |              |
| LPW32-78DGY    | LPW32, 71W, 700mA, 120-277V, Dark grey textured paint               | 3               | 786034960564 |
| LPW32-78WH     | LPW32, 71W, 700mA, 120-277V, White textured paint                   | 3               | 786034960571 |
| LPW32-78BZ     | LPW32, 71W, 700mA, 120-277V, Bronze textured paint                  | 3               | 786034960588 |
| LPW32-79DGY    | LPW32, 71W, 700mA, 347-480V, Dark grey textured paint               | 3               | 624563299352 |
| LPW32-79WH     | LPW32, 71W, 700mA, 347-480V, White textured paint                   | 3               | 624563299369 |
| LPW32-79BZ     | LPW32, 71W, 700mA, 347-480V, Bronze textured paint                  | 3               | 624563299345 |

### Stocked Accessories (Must be ordered separately)

| Catalog Number                                   | Description  | UPC Code     |
|--|--|--------------|
| <b>Available for use with LPW7, LPW16, LPW32</b> |  |              |
| LPWCVRPLT-BZ                                     | LPW Universal wall cover mounting plate, Bronze textured paint | 786034960618 |

## Description of catalog codes (For reference only)

| Family                                 | Drive current                          | Voltage                      | Finish  |
|--|--|------------------------------|---|
| LPW7 = LytePro 7 LED Small Wall Sconce | (Blank - standard 350mA drive current) | 8 = 120-277V<br>1 = 120V     | BZ = Bronze textured paint<br>DGY = Dark gray textured paint<br>WH = White textured paint |
| LPW16 = LytePro 16 LED Wall Sconce     | 7 = 700mA drive current                | 8 = 120-277V<br>1 = 120V     | BZ = Bronze textured paint<br>DGY = Dark gray textured paint<br>WH = White textured paint |
| LPW32 = LytePro 32 LED Wall Sconce     | 7 = 700mA drive current                | 8 = 120-277V<br>9 = 347-480V | BZ = Bronze textured paint<br>DGY = Dark gray textured paint<br>WH = White textured paint |

## Performance Specifications



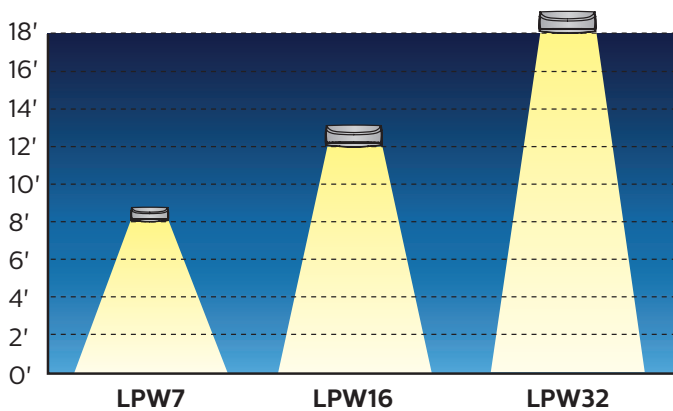
|                                | LPW7                         | LPW16-7                      | LPW32                        |
|--------------------------------|------------------------------|------------------------------|------------------------------|
| <b>Distribution</b>            | Type 2                       | Type 3                       | Type 3                       |
| <b>Initial Lumens</b>          | 1,154                        | 3,374                        | 6,913                        |
| <b>Average System Watts</b>    | 14                           | 36                           | 71                           |
| <b>Efficacy</b>                | 82                           | 93                           | 98                           |
| <b>BUG Rating</b>              | B1-U0-G1                     | B1-U0-G1                     | B1-U0-G1                     |
| <b>DLC Qualified</b>           | ✓                            | ✓                            | ✓                            |
| <b>Ambient Temp. Rating</b>    | -30° to 40°C (-22° to 104°F) | -40° to 40°C (-40° to 104°F) | -40° to 40°C (-40° to 104°F) |
| <b>Apprx. Luminaire Weight</b> | 4 lbs (1.8Kg)                | 6 lbs (2.7Kg)                | 11 lbs (5Kg)                 |
| <b>IP-Rating</b>               | IP65                         | IP65                         | IP65                         |

## Control Accessory



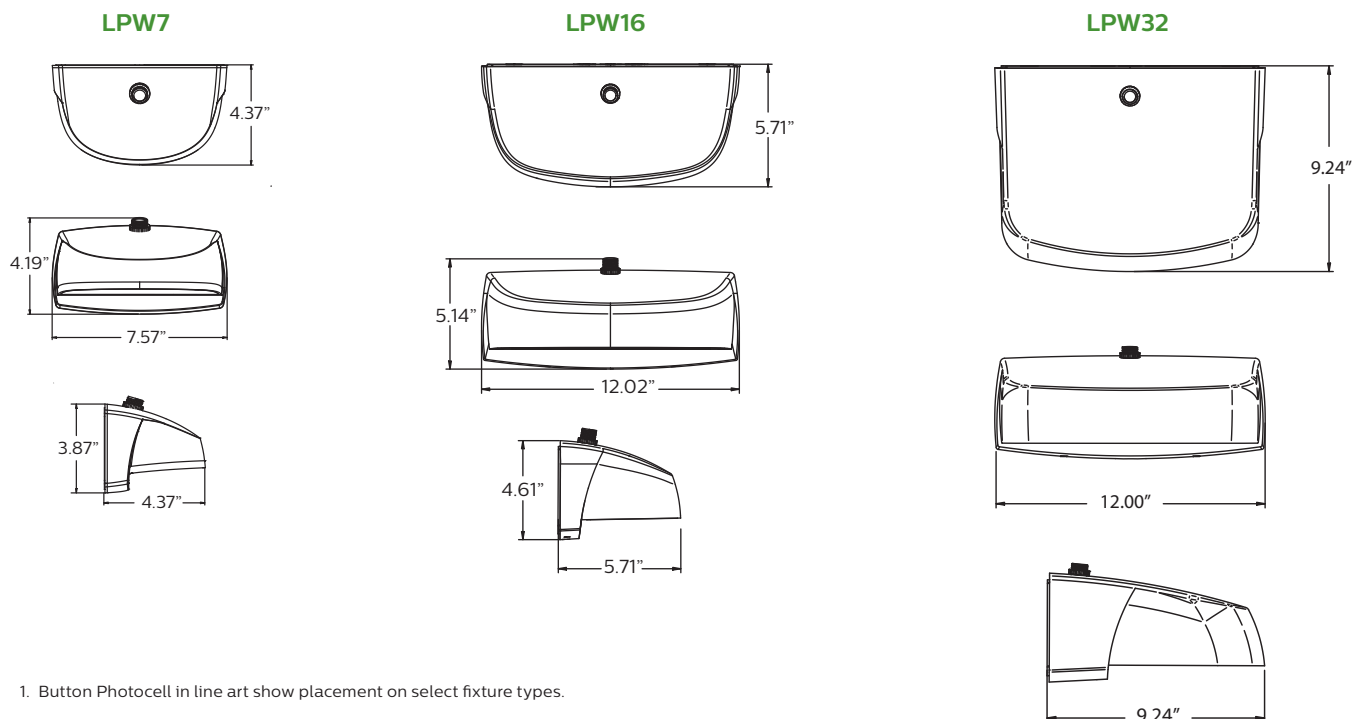
Button Photocontrol (P105A)

## Mounting Height Guide



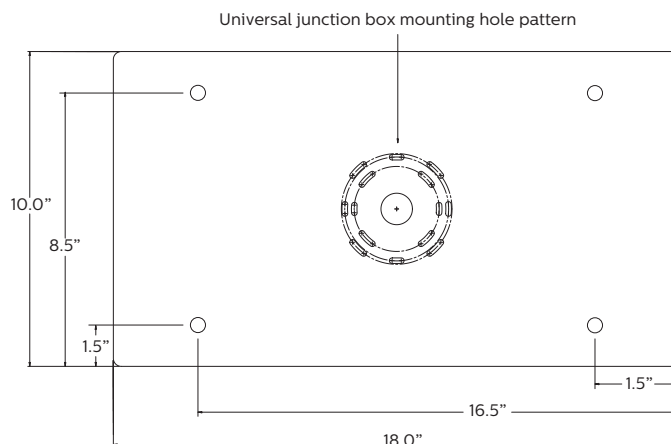
# Technical Information

## Dimensions<sup>1</sup>



## Accessory Dimensions

Universal wall cover mounting plate (LPWCVRPLT-BZ) is constructed of 0.8" aluminum, and is field installed to cover larger, pre-existing openings or surfaces. Provides the same junction box pattern as the luminaire, or may be fastened to wall using four point mounting.



©2015 Koninklijke Philips N.V. All rights reserved.  
Philips reserves the right to make changes in specifications and/or to discontinue any product at any time without notice or obligation and will not be liable for any consequences resulting from the use of this publication.



Philips Lighting, North America Corporation  
200 Franklin Square Drive, Somerset, NJ 08873  
Tel. 855-486-2216

Imported by: Philips Lighting,  
A division of Philips Electronics Ltd.  
281 Hillmount Rd, Markham, ON, Canada L6C 2S3  
Tel. 800-668-9008