


Accent

Dazzle with bright lines of light

Product Guide

Accent



With Accent, you can customize the resolution of the LED nodes to create the right look—one that delivers your message clearly and effectively.

Transform buildings from dull to dazzling with bright, addressable ribbons of light.



In this guide:

| | |
|-------------------------------|----|
| Introduction | 02 |
| Building a blank canvas | 04 |
| What makes Accent different? | 06 |
| Meet the Accent family | 08 |
| Color Kinetics technologies | 10 |
| Accent MX key features | 12 |
| Accent Compact key features | 14 |
| Complete solution | 16 |
| Showcase | 18 |
| Accent MX specifications | 24 |
| Accent Compact specifications | 26 |

Set the right mood

Every building is a blank canvas. Some stay blank—plain by day and dark by night—while others are lit using traditional flood lighting. But imagine a building that is the light—displaying large-scale video, captivating effects, and important information on its exterior. While traditional lighting washes, grazes, or spotlights, direct-view luminaires are mounted directly on a building, sending light out directly to viewers.



With direct-view luminaires, you can revitalize and beautify urban areas, communicate directly with a crowd, and turn a dark building—or bridge, historic landmark, and beyond—into a fascinating, evolving work of art. That's what the Accent family of direct-view linear LED luminaires is bringing to high-profile sites around the world.

Direct-view luminaires represent a different approach to lighting, one that we pioneered more than a decade ago. You'll find our direct-view LED luminaires bringing new excitement, attention, and beauty to landmark buildings, bridges, stadiums, and other iconic structures around the world.

The Accent family is a cornerstone of our family of direct-view lighting solutions, creating addressable lines of light that transform buildings from dull to dazzling. These lines of light can display video, stunning color effects, and messages. Accent is a proven success, performing flawlessly at high-profile, large-scale sites and enhancing the skylines of cities, large and small.

Want to get noticed? Accent is the answer.

Lighting designers often approach lighting in the context of points, planes, and lines. We designed Accent linear LED luminaires to fit seamlessly on the exteriors of new or existing buildings, giving them a new, more distinctive look. All with beautiful ribbons of carefully controlled LED light—color or dynamic color.

Accent delivers lines of individually addressable LED nodes enclosed in a resilient, rugged form factor.

Each LED node can be individually controlled, turning each luminaire into a row of pixels—like a building-sized television screen. These pixels can be used to deliver a range of applications—from white or color effects that engage and evolve to messages that inform to elaborate video shows that dazzle. No matter what you choose to say or show on your building, Accent can make it happen—quickly, simply, and reliably.

What makes Accent different?

What makes Accent different?

The Accent family of direct-view linear LED luminaires addresses the need for a new, creative way to transform buildings and iconic structures.



Photography: Blake Marvin / HKS Inc

Daylight Visibility

While traditional luminaires beam light onto surfaces, direct-view luminaires beam it out into the distance. So to ensure maximum visibility—even in daylight—direct-view luminaires need to be exceptionally bright. Accent luminaires deliver bright light output—up to 698 lumens with Accent MX.

Choice of Form Factors

Buildings and other structures vary in shape, structural details, and size. That's why Accent is available in two main form factors—Accent MX Powercore gen3, RGB and Accent Compact—enabling you to choose a luminaire that's best for your project. As its name implies, Accent Compact is smaller and lighter. Different luminaire lengths—including 1-, 2-, and 4-foot options—let you match the exact dimensions of almost any structure. A choice of translucent or clear lenses provide different beam angles, controlling the amount of light output to suit your needs.

Accent luminaires bring a new approach to lighting, one that's different, effective, and attention-getting. But that's just the beginning of the advantages that the latest generation of Accent delivers.

Accent delivers an unbeatable combination of exceptional performance, remarkable ease of installation and use, and year-after-year reliability. Here's what makes Accent the right choice for your project:

Resolution Control

Accent luminaires give you precise resolution control—with LED node spacing as close as 19 mm (0.75 in) with Accent Compact.

Simple Installation

Intuitive mounting options and connectors make it easy for installers to make Accent part of your building.

Proven Reliability

Thanks to smart design, extensive testing, and years of experience, Accent delivers unbeatable reliability, even in the most adverse conditions we've encountered around the world.

A Wide Range of Choices

Accent comes in two different light options, and can be fitted with an array of accessories specifically designed for the luminaire family. So there are many options to choose from when selecting the ideal Accent for the job.

When it comes to color, the two available light output options all offer unique qualities that can be utilized in different ways, depending on the requirements of your installation. With so many options, the choice is yours.

RGBW

Better-quality white light as compared to RGB.

RGB

Standard option for intensely saturated color light.

Choose the Accent luminaire that meets your needs

The full Accent family of direct-view LED linear luminaires brings you different form factors and lengths—including Accent MX and Accent Compact, letting you choose the luminaire that's right for the scale and design of your specific project.

Accent MX Powercore gen3, RGB

In it for the long run



Accent MX Powercore gen 3, RGB combines high visibility, long run length, and proven reliability. To summarize the response from our customers—Accent MX looks fantastic and gets attention, even from a considerable distance. It keeps performing brilliantly and reliably, year after year, even in the most demanding settings imaginable—wind, salt spray, vibration, heat/cold, and other real-world challenges. This direct-view linear luminaire has a proven track record of providing the precision it takes to display large scale video and graphics on high-profile building exteriors, casino entrances, sports venues, bridges, and much more. Accent MX luminaires can be addressed and controlled in increments down to 30 mm (1.2 in), or up to 1.2 m (4 ft)—making Accent MX right for large-scale installations and other installations that require maximum resolution and visibility.

What makes Accent MX Powercore gen 3, RGB different?

Accent gives you precision control over color, letting you achieve your artistic vision or match corporate branding. Accent also integrates Powercore, our patented approach to power output, which controls power to luminaires directly from line voltage. This faster, more efficient, and accurate approach does away with the run-length limitations of low-voltage luminaires, which require auxiliary power sources. Color Kinetics Data Enabler Pro merges line voltage with control data and delivers both to luminaires over a single standard cable, dramatically simplifying installation and lowering total system cost.

Accent MX is available in 2 foot and 4 foot lengths, which can be easily connected to create long continuous lines of intense, dynamic color. With Accent MX, you can install run lengths of up to 100 m (328 ft)—all with the simplicity of line voltage. Native, on-board Ethernet via Data Enabler Pro supports long runs without being limited by DMX data and addressing constraints.

Count on Accent MX to take on even the largest buildings and most complex applications requiring hundreds or even thousands of luminaires—and deliver remarkable results. All with exceptional reliability.

Accent Compact, RGBW and Accent Compact

Exceptional brightness in a streamlined form factor



We created **Accent Compact** because our customers asked for a lighter, more compact direct-view linear luminaire. Like Accent MX, Accent Compact displays large-scale video and graphics. Its compact form factor and lighter weight makes Accent Compact appropriate for a wide range of structures and applications—including smaller buildings and structures that need a compact, lighter luminaire. But its smaller size doesn’t come at the expense of brightness. In fact, Accent Compact is brighter than Accent MX.

Accent Compact luminaires can be addressed and controlled in increments down to 19 mm (0.75 in), or up to 1.2 m (4 ft)—making it flexible enough to provide the overall look and resolution you want. Up to four luminaire lengths let you match the dimensions of almost any structure. The smaller luminaires allow for extra flexibility when space is tight or façades are curved.

Compact and capable

Accent Compact lets you create impressive color and dynamic color effects with a luminaire that’s lighter and more compact. Its low voltage design keeps the luminaire light, and enables run lengths of up to 14 meters (48 feet) per power supply, using 12 4-foot luminaires. Choose from two lens options—a clear lens that delivers the brightest output or a translucent lens for the widest viewing angle.

Native, on-board Ethernet control via the PDS-400 48V EO data controller supports long control runs not subject to DMX data and addressing limitations. And like all Accent luminaires, Accent Compact’s rugged, durable aluminium housing resists shock, vibration, and rough handling.

| | MX gen3 | Compact, RGBW | Compact RGB |
|-------------------|---------------|--------------------------|------------------|
| Power consumption | 15.9 - 31.8 W | 10 W, 13 W, 16 W, 28.5 W | 10 W, 16 W, 28 W |
| Viewing angles | 120° x 225° | 105°, 210° | 105°, 210° |
| Lumens per foot | 175 | 248 to 287 | 88 to 115 |

Color Kinetics technologies



Photography: Signify Latin America

Our advanced technologies raise the bar

Color Kinetics technologies work together to deliver the ever-escalating levels of accuracy and performance required by our customers—and their innovative and ambitious projects.

Optibin

Our LED optimization technology begins the color consistency process by grouping (or binning) LEDs by flux as well as center wavelength. This proprietary binning optimization process uses an advanced bin selection formula that exceeds industry standards for chromaticity. The result? Higher uniformity and consistency of hue and color temperature for all our luminaires. Integrated into all Accent luminaires.

Powercore

Our patented approach to power output proves that simple is better. As well as faster, more efficient, and accurate. Powercore controls power output to luminaires directly from line voltage. It merges line voltage with control data and delivers both over a single standard cable—dramatically simplifying installation and lowering total system cost. Integrated into Accent MX Powercore gen3, RGB luminaires.

To find out how innovative technologies within our advanced luminaires can help you do more, visit www.colorkinetics.com/Learn.

Take a closer look

Housing

For maximum reliability, year-after-year, all Accent luminaires feature an extruded aluminium housing. This IP66-rated luminaire meets the most challenging requirements, resisting wind, rain, sand, heat, and more.

Lens

Translucent, UV-protected polycarbonate lens specially designed for direct-view.

Viewing angle

Exceptional viewing angle (120° x 225°) while ensuring uniform color mixing.

Accent MX Powercore, gen3



Smart connectors

Overmolded end-to-end locking connectors supply power and data. Add extra space with jumper cables, if necessary.

Leader Cable



15.2 m (50 ft)

Jumper Cables



305 mm (1 ft)
610 mm (2 ft)
1.5 m (5 ft)
3 m (10 ft)



Precise resolution

Accent MX lets you achieve resolutions as fine as 30 mm (1.2 in)—allowing scalability of video resolution to fit your needs.

Power/Data supplies

Data Enabler Pro

Vibration resistance

Complies with ANSI C136.31, 3G

Mechanical impact

IK10

Available in 2 lengths



608 mm (2 ft)



1214 mm (4 ft)

Take a closer look

Accent Compact, RGBW
Translucent lens

Clear lens

Housing

For maximum reliability, year-after-year, all Accent luminaires feature an extruded aluminium housing. This IP66-rated luminaire meets the most challenging requirements, resisting wind, rain, sand, heat, and more.

2 lens options

Translucent, UV-protected polycarbonate lens for the widest viewing angle (210°), and a clear lens viewing angle (105°) provides the brightest output.

Available in 4 lengths

315 mm (12.4 in)
467 mm (18.4 in)
619.5 mm (24.4 in)
1,228.5 mm (48.4 in)

2 mounting options

A front mounting bracket attaches Accent Compact securely to your building or structure. However, if you want clearer profile, we also offer an optional rear mounting stud.





Precise resolution

Accent Compact lets you achieve resolutions as fine as: 19 mm (0.75 in)—allowing scalability of video resolution to fit your needs.

Power/Data supplies

PDS-400 48V EO

Vibration resistance

Complies with ANSI C136.31, 3G.

Corrosion resistance

Complies with ASTM B117 standard for > 1,500 hours.

Mechanical impact

IK10

Smart connectors

Overmolded end-to-end locking connectors supply power and data. Add extra space with jumper cables, if necessary.

Robust accessories

Choose from a broad range of accessories: louvers and rear mounting studs.



Leader Cables



15 m (50 ft)
30 m (100 ft)

Jumper Cables



305 mm (1 ft)
1.5 m (5 ft)

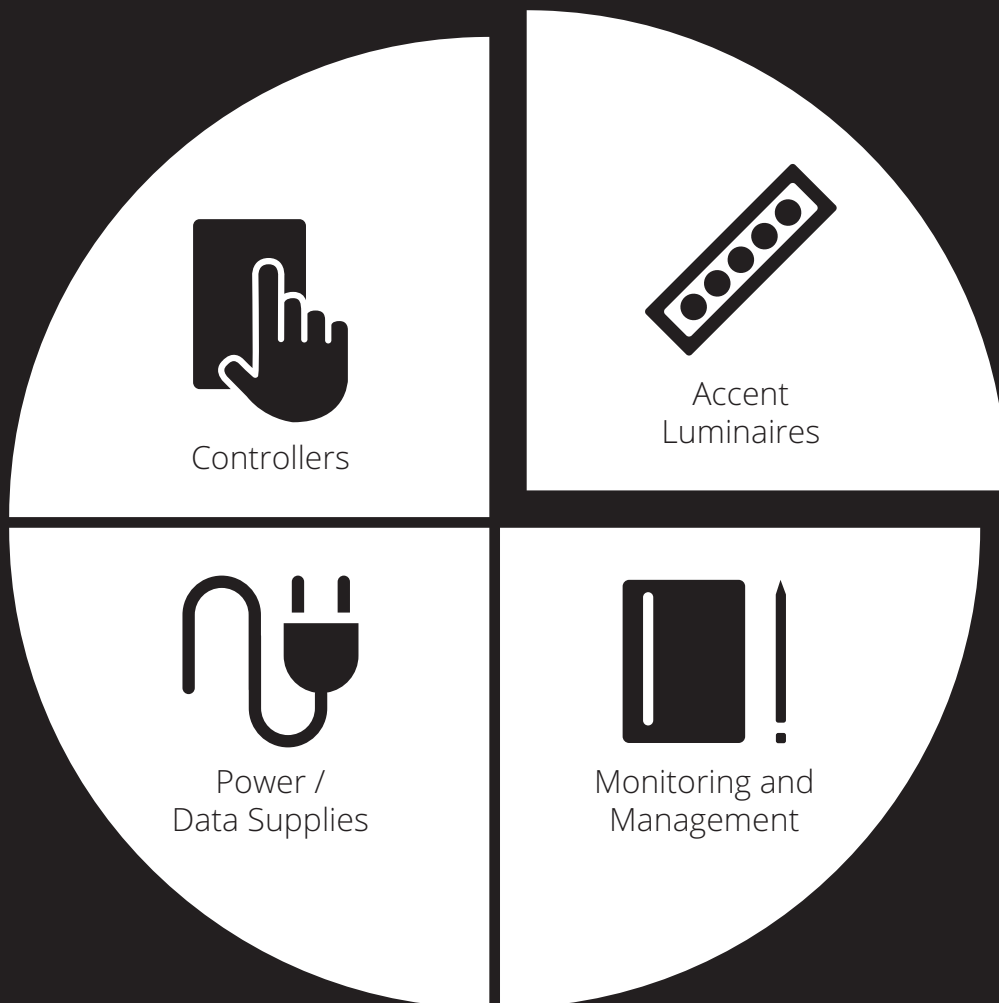
Exceptional lighting takes more than a luminaire

To unlock the full potential of your Accent luminaires, you need the right components to power and control them. Color Kinetics completes your solution with:

Controllers

Our broad line of controllers brings you differing capabilities that match your specific needs, the complexity of your project, and your budget. Our controllers offer the industry-standard DMX protocol, or our proprietary, scalable KiNET protocol for Ethernet networks. Because of addressing limitations, DMX is appropriate for relatively simple installations, or for light shows in which multiple Accent luminaires operate in unison.

Because it is not subject to DMX addressing limitations, Ethernet is the preferred environment for intricate color-changing light shows. And Accent can also be used with third-party controllers.



Power/Data Supplies

We pair each Accent luminaire with the right power/data supply, delivering the power and data needed for your project, ensuring exceptional operation, and maximizing run lengths.

Monitoring and Management

Interact Landmark (formerly Philips ActiveSite) is the first-ever cloud-hosted connected lighting system for architectural LED lighting installations. Interact Landmark allows you to remotely monitor, manage, and maintain an installation site from anywhere in the world, using a secure web connection.

Urban beautification starts with light



Photography: Stas Zhurov

Color Kinetics lighting solutions bring new beauty, attention, and pedestrian traffic to Moscow's downtown and central districts—adding state-of-the-art architectural lighting effects to buildings and shops along its famous avenues.

Four high-rise structures feature open-book style façades—exterior faces split at an angle along a central spine—that face a well-traveled street. These formerly blank canvases were transformed with immersive, low-resolution video featuring Accent MX Powercore luminaires, as well as other Color Kinetics direct-view lighting solutions.

Product

Accent MX Powercore



A dynamic visual icon in Perth, Australia

Lighting Designer: Bruce Ramus

This massive stadium features an extensive, state-of-the-art lighting solution considered one of the largest sports lighting installations in the world.

Creating this visually impressive effect at this multi-use stadium requires more than 22,000 LED luminaires. Among them, you'll find hundreds of Accent Compact luminaires along the stadium façade—creating a dynamic visual resource that can change to reflect the current teams playing at the stadium, or to enhance concerts or other events.

Product

Accent Compact

A southern port takes on a new glow



Photography: Tumlinson Photography

Dark for more than a decade, the Corpus Christi Harbor Bridge now glows with more than 11,000 individually addressable color-changing nodes—which providing stunning light shows enjoyed nightly by locals and tourists.

Accent MX Powercore luminaires create a low-resolution video wall across the main arc of the structure, enabling programmed light shows that have transformed the bridge into a local attraction, boosting the local economy. For example, the city recently synchronized the bridge lighting with a live performance of the Corpus Christi Symphony Orchestra. The Color Kinetics luminaires have proven extremely reliable, withstanding the corrosive Gulf Coast environment.

Product

Accent MX Powercore

Attracting tenants to luxury condos



Photography: Frederick Charles

To differentiate 444 Madison Avenue from other high-profile buildings on the block, developers created an impressive media sculpture in the building's lobby and façade.

Using dozens of Accent MX Powercore luminaires, this 9.8 m (32 ft) wide by 3 m (10 ft) tall light sculpture displays abstract digital video sequences—from seasonal images to images that mimic the movements of pedestrians and vehicles passing in front of the building.

Product

Accent MX Powercore

Dubai hotels create vibrant visual identity



Photography: David Butcher

With their graceful, curved architecture, vibrant exterior lighting, and towering height, the InterContinental and Crowne Plaza hotels dominate the skyline of Dubai.

Along the exteriors of these impressive structures, Accent MX Powercore direct-view linear LED luminaires enable programmable, shifting colors that let the hotels participate in any event in Dubai Festival City. This impressive exterior lighting installation gets attention now—while providing a reliable solution that delivers years of trouble-free operation.

| | |
|----------------|---------------------|
| Product | Accent MX Powercore |
|----------------|---------------------|

Casino façade rolls with 44-story tumblin' dice

Photography: Tim Hunter Design

Harrah's Resort and Casino created one of the world's largest outdoor video displays by covering the façade of the 44-story Waterfront Tower in a linear array of over 4,500 Accent Powercore luminaires.

The goal? To get attention and differentiate the tower from neighboring structures. Approximately 33,000 linear feet—almost six linear miles—of Accent luminaires wrap around the four façades of the Waterfront Tower. From dusk to dawn, the entire building turns into a large video screen—displaying scenes that range from celestial (stars, comets, shooting stars) to patriotic (a waving American flag and fireworks) to casino-inspired (rolling dice, scrolling card suits).

| | |
|----------------|---------------------|
| Product | Accent MX Powercore |
|----------------|---------------------|

Specifications and information

| Products | Lengths | Power consumption | Lumens | Efficacy lm/W | On-axis candela |
|-------------------------------|----------------|-------------------|--------|---------------|-----------------|
| Accent MX Powercore gen3, RGB | 608 mm (2 ft) | 15.9 W | 350 | 19.3 | 55.1 |
| | 1214 mm (4 ft) | 31.8 W | 698 | | |

General information

| | |
|----------------------|---|
| Viewing Angles | 120° x 225° |
| LED Channels | RGB—Red/Green/Blue |
| Input Voltage | 100 to 240 VAC, auto-ranging, 50/60 Hz |
| Housing Material | Sealed plastic and extruded aluminium |
| Lens | Translucent UV-protected polycarbonate |
| Vibration Resistance | Complies with ANSI C136.31, 3G |
| Mechanical Impact | IK10 |
| Corrosion Resistance | Not suitable for salt spray or harsh chemical environments. Please refer to www.colorkinetics.com/KB/corrosion-resistance for more information. |
| Approbations | UL/cUL, CE |
| Environment | Dry/Damp/Wet Location, IP66 |
| Weight | 608 mm (2 ft)—2 kg (4.5 lb) 1214 mm (4 ft)—4.2 kg (9.3 lb) |
| Dimensions | 608 mm (2 ft)—100 x 608 x 63 mm (3.9 x 23.9 x 2.5 in) 1214 mm (4 ft)—100 x 1214 x 63 mm (3.9 x 47.8 x 2.5 in) |

For further information

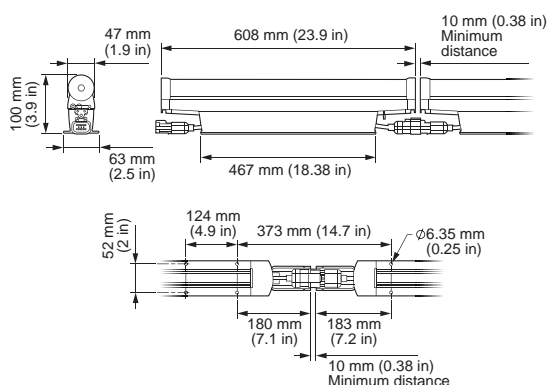
Complete details, including Installation Instructions, Specification Sheets, .ies files, and product drawings, can be found on the product page.



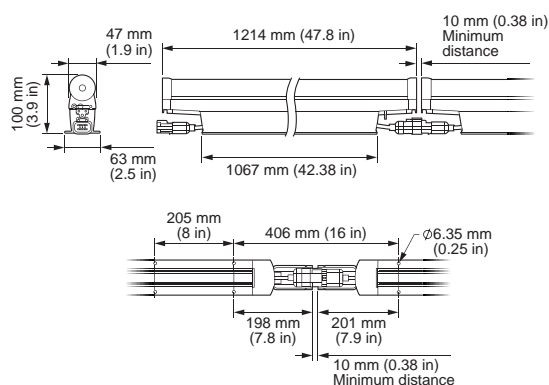
**Accent MX Powercore
gen3, RGB**

Dimensions

608 mm (2 ft)



1214 mm (4 ft)



Configuration and planning

Regardless of the size and complexity of your installation, the planning time you spend up front can help streamline the installation and configuration of your luminaires. Keep these points in mind as you plan your installation:

You may be a lighting designer who wants to tap the power of video, a municipality that wants to turn a landmark into an icon, or a building owner/manager who wants to draw attention to your office tower, stadium, casino, or other structure. Before you dive into video, there are some initial questions you need to ask yourself, key elements you'll need to create a complete solution, and some specific technical considerations that you need to address by reading **Color Kinetics Video Guideline**.

Create a lighting design plan that identifies and locates all luminaires, Data Enabler Pro devices, and controllers. Use **Configuration Calculator** to determine how many luminaires you can install in a single run, and the maximum distances between Data Enabler Pro devices, luminaires, and controllers.

Accent MX Powercore gen3 luminaires operate in 8-bit mode by default. To address luminaires, including switching between 8-bit mode and 16-bit mode, download **QuickPlay Pro 2**.

Determine whether to address luminaires and configure your lighting system offline or interactively. With offline configuration, you stage and configure your system off-site, prior to installation. Offline configuration can be convenient when luminaires are to be installed in multiple locations or locations with difficult access. Interactive configuration is typically performed by an experienced technician, after luminaires have been installed. The interactive method can save time, since you only connect and test your luminaires once.

Accessories

| | Item Number | Item 12NC |
|---|---------------|--------------|
| Leader Cable for Accent MX Powercore, 3 m (10 ft), UL/CE | 108-000028-02 | 910503702735 |
| Leader cable with terminator and strain relief for Accent MX Powercore, 15 m (50 ft), UL/CE | 108-000028-01 | 910503700086 |
| Jumper Cable, 305 mm (1 ft) | 108-000029-03 | 910503700087 |
| Jumper Cable, 610 mm (2 ft) | 108-000029-06 | 910503700090 |
| Jumper Cable, 1.5 m (5 ft) | 108-000029-05 | 910503700089 |
| Jumper Cable, 3 m (10 ft) | 108-000029-04 | 910503700088 |
| Power Supplies | | |
| Data Enabler Pro, 3/4 in / 1/2 in NPT (U.S. trade size conduit) | 106-000004-00 | 910503701210 |
| Data Enabler Pro, PG21/PG13 (metric size conduit) | 106-000004-01 | 910503701211 |

Specifications and information

| Products | Lengths | Power consumption | Lumens per foot | Efficacy lm/W | On-axis candela |
|---|---|--------------------------------|-----------------|---------------|--|
| Accent Compact, RGBW Clear or Translucent lens | 315 mm (12.4 in) 467 mm (18.4 in) 619.5 mm (24.4 in) 1228.5 mm (48.4 in) | 10 W 13 W 16 W 28.5 W | 248 to 287 | 24.8 to 40.2 | 57 to 101 86 to 152 114 to 202 228 to 404 |
| iColor Accent Compact | 303.5 mm (12 in) 609 mm (24 in) 1220 mm (48 in) | 10 W 16 W 28 W | 88 to 115 | 8.8 to 16.4 | 20 to 47 40 to 94 80 to 188 |

General information

| | | |
|----------------------|---|--|
| Viewing Angles | 105° or 210° | |
| LED Channels | RGBW—Red/Green/Blue/4000 K RGB—Red/Green/Blue | |
| Input Voltage | 48 VDC via PDS-400 48V EO or CM-400 48V EO | |
| Housing Material | Extruded aluminium and polycarbonate | |
| Lens | Clear or Translucent UV-protected polycarbonate | |
| Vibration Resistance | Complies with ANSI C136.31, 3G | |
| Corrosion Resistance | Complies with ASTM B117 standard for > 1,500 hours | |
| Mechanical Impact | IK10 | |
| Approbations | UL/cUL, FCC Class A, CE, CQC, RCM | |
| Environment | Dry/Damp/Wet Location, IP66 | |
| Weight | Accent Compact RGBW Clear Lens 315 mm (12.4 in)—0.61 kg (1.3 lb) 467 mm (18.4 in)—0.75 kg (1.65 lb) 619.5 mm (24.4 in)—0.96 kg (2.1 lb) 1228.5 mm (48.4 in)—1.64 kg (3.6 lb) Translucent Lens 315 mm (12.4 in)—0.63 kg (1.4 lb) 467 mm (18.4 in)—0.75 kg (1.65 lb) 619.5 mm (24.4 in)—0.96 kg (2.1 lb) 1228.5 mm (48.4 in)—1.64 kg (3.6 lb) | Accent Compact RGB Clear Lens 305 mm (1 ft)—0.61 kg (1.3 lb) 609 mm (2 ft)—0.91 kg (2 lb) 1220 mm (4 ft)—1.53 kg (3.4 lb) Translucent Lens 305 mm (1 ft)—0.63 kg (1.4 lb) 609 mm (2 ft)—0.96 kg (2.1 lb) 1220 mm (4 ft)—1.64 kg (3.6 lb) |
| Dimensions | Accent Compact, RGBW Clear Lens 315 mm (12.4 in)— 68.6 x 315 x 36.4 mm (2.7 x 12.4 x 1.4 in) 467 mm (18.4 in)— 68.6 x 467 x 36.4 mm (2.7 x 18.4 x 1.4 in) 619.5 mm (24.4 in)— 68.6 x 619.5 x 36.4 mm (2.7 x 24.38 x 1.4 in) 1228.5 mm (48.4 in)— 68.6 x 1,228.5 x 36.4 mm (2.7 x 48.36 x 1.4 in) Translucent Lens 315 mm (12.4 in)— 86.6 x 315 x 38 mm (3.4 x 12.4 x 1.5 in) 467 mm (18.4 in)— 86.6 x 467 x 38 mm (3.4 x 18.4 x 1.5 in) 619.5 mm (24.4 in)— 86.6 x 619.5 x 38 mm (3.4 x 24.39 x 1.5 in) 1228.5 mm (48.4 in)— 86.6 x 1,228.5 x 38 mm (3.4 x 48.37 x 1.5 in) | Accent Compact, RGB Clear Lens 305 mm (1 ft)— 68.6 x 303.5 x 35.3 mm (2.7 x 11.9 x 1.3 in) 609 mm (2 ft)— 68.6 x 609 x 35.3 mm (2.7 x 23.9 x 1.3 in) 1220 mm (4 ft)— 68.6 x 1,220 x 35.3 mm (2.7 x 48 x 1.3 in) Translucent Lens 305 mm (1 ft)— 86.6 x 303.5 x 35.3 mm (3.4 x 11.9 x 1.3 in) 609 mm (2 ft)— 86.6 x 609 x 35.3 mm (3.4 x 23.9 x 1.3 in) 1220 mm (4 ft)— 86.6 x 1,220 x 35.3 mm (3.4 x 48 x 1.3 in) |

For further information

Accent Compact, RGBW is available in two lens options and can be fitted with an array of custom designed accessories. Complete details, including Installation Instructions, Specification Sheets, .ies files, and product drawings, can be found on the product page.



Accent Compact, RGBW

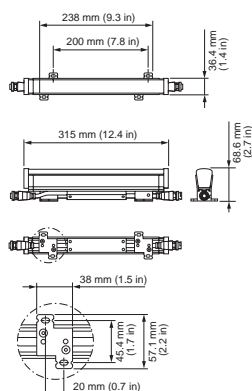


Accent Compact, RGB

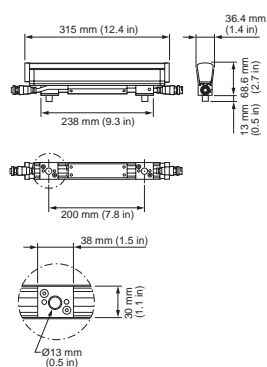
Accent Compact, RGBW Dimensions

Clear lens—315 mm (12.4 in)

Front mounting bracket

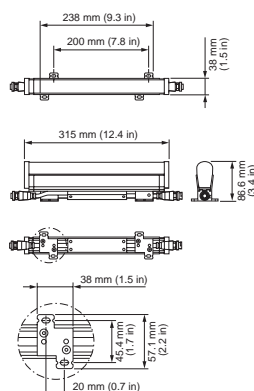


Rear mounting bracket

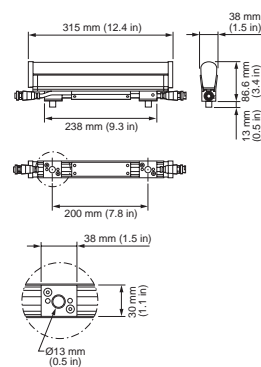


Translucent lens—315 mm (12.4 in)

Front mounting bracket

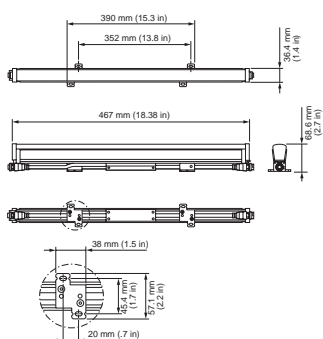


Rear mounting bracket

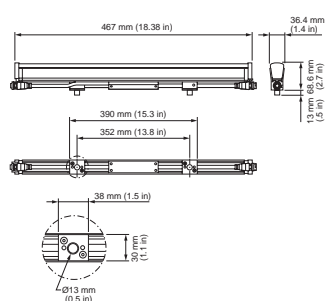


Clear lens—467 mm (18.4 in)

Front mounting bracket

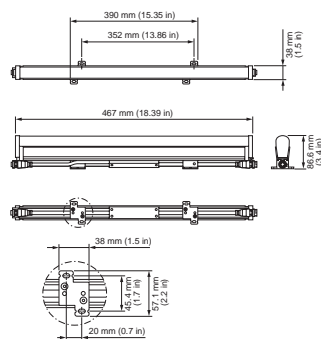


Rear mounting bracket

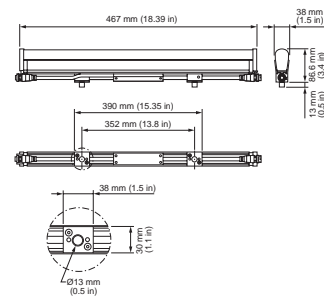


Translucent lens—467 mm (18.4 in)

Front mounting bracket



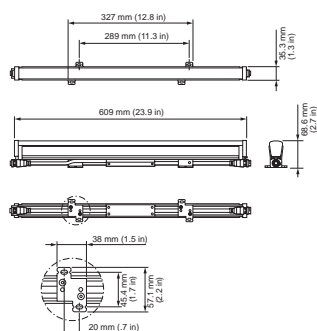
Rear mounting bracket



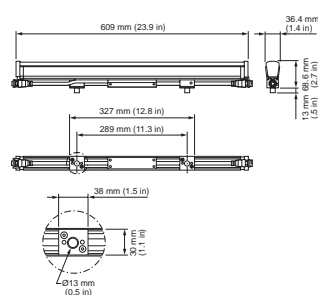
Accent Compact Dimensions (cont.)

Clear lens—609 mm (2 ft)

Front mounting bracket

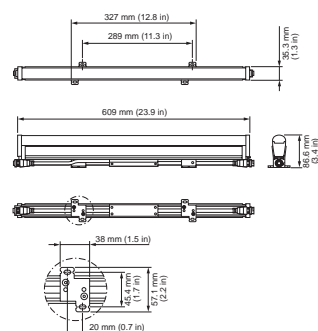


Rear mounting bracket

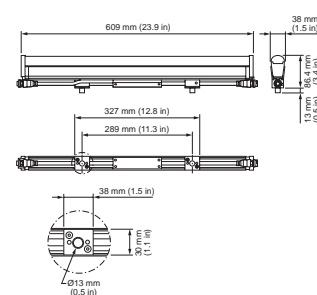


Translucent lens—609 mm (2 ft)

Front mounting bracket

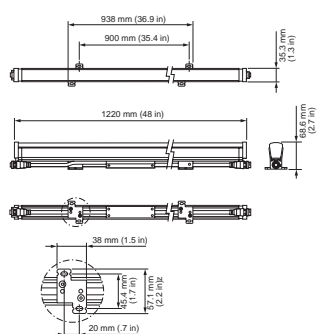


Rear mounting bracket

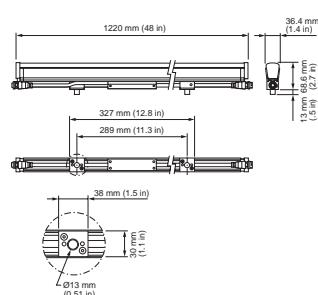


Clear lens—1,220 mm (4 ft)

Front mounting bracket

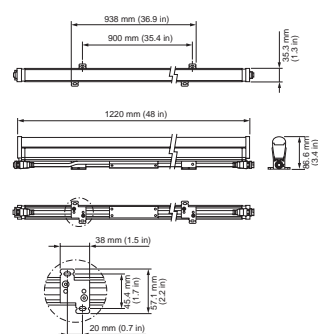


Rear mounting bracket

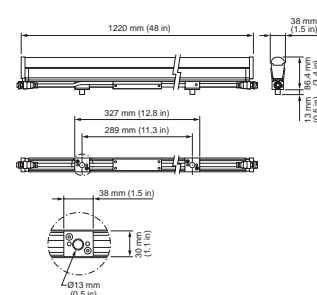


Translucent lens—1,220 mm (4 ft)

Front mounting bracket



Rear mounting bracket



Accessories

| | Item Number | Item 12NC |
|---|---------------|--------------|
| Horizontal Louver, 305 mm (1 ft) | 120-000200-00 | 912400133792 |
| Horizontal Louver, 610 mm (2 ft) | 120-000200-01 | 912400133793 |
| Horizontal Louver, 1220 mm (4 ft) | 120-000200-02 | 912400133794 |
| Rear Mounting Studs, 2 pieces | 120-000200-06 | 912400133798 |
| Vertical Louver, 305 mm (1 ft) | 120-000200-03 | 912400133795 |
| Vertical Louver, 610 mm (2 ft) | 120-000200-04 | 912400133796 |
| Vertical Louver, 1220 mm (4 ft) | 120-000200-05 | 912400133797 |
| Leader Cable, 15 m (50 ft) | 108-000200-00 | 912400133789 |
| Leader Cable, 30 m (100 ft) | 108-000200-01 | 912400133790 |
| Jumper Cable, 305 mm (1 ft) | 108-000200-03 | 912400134184 |
| Jumper Cable, 1.5 m (5 ft) | 108-000200-02 | 912400133791 |
| Power Supplies | | |
| PDS-400 48V, EO Power/Data Supply, Ethernet, CE | 109-000200-01 | 912400134110 |
| PDS-400 48V, EO Power/Data Supply, Ethernet, UL | 109-000200-00 | 912400133799 |
| CM-400 48V EO, Control Module, Ethernet | 109-000210-01 | 912400133802 |
| PS-480 48V, Power Supply, IP20, DIN rail | 109-000220-01 | 912400133804 |
| PS-600 48V, Power Supply, IP66 | 109-000220-00 | 912400133803 |

© 2023 Signify Holding. All rights reserved. The information provided herein is subject to change, without notice. Signify does not give any representation or warranty as to the accuracy or completeness of the information included herein and shall not be liable for any action in reliance thereon. The information presented in this document is not intended as any commercial offer and does not form part of any quotation or contract, unless otherwise agreed by Signify.

All trademarks are owned by Signify Holding or their respective owners.

Cover photo credits: Caleb Tkach



www.colorkinetics.com