



LuxSpace Accent

RS731B LED12S/840 PSE-E WB WH

LuxSpace Accent Mini G3 - LED Module, system flux 1200 lm - 840 neutral white - Power supply unit DC-compatible, external - Wide beam - White

Retailers are increasingly having to contend with rising energy prices. At the same time, they need to retain the quality of light they are used to, flexibility in architectural integration, and the right light effects to catch the customer's eye. Last but not least, they need future-proof solutions that will enable them to implement differentiating concepts in their store. Delivering high-quality light, punch in the beam and outstanding luminous efficacy, LuxSpace Accent is the ideal energy-efficient solution for today's demanding retail environments, covering a wide variety of lighting applications, including CrispWhite and PremiumWhite for fashion stores and Food recipes for supermarkets.

Product data

General Information			
Number of light sources	1 pc	Connection	Push-in connector and pull relief
Lamp family code	LED12S [LED Module, system flux 1200 lm]	Cable	-
Beam angle of light source	120 °	Protection class IEC	Safety class II
Light source color	840 neutral white	Glow-wire test	Temperature 650 °C, duration 5 s
Light source replaceable	No	Flammability mark	For mounting on normally flammable surfaces
Number of gear units	1 unit	CE mark	CE mark
Driver/power unit/transformer	Power supply unit DC-compatible, external	ENEC mark	ENEC mark
Driver included	Yes	UL mark	-
Optic type	Wide beam	Warranty period	5 years
Optical cover/lens type	-	Remarks	*-Per Lighting Europe guidance paper "Evaluating performance of LED based luminaires - January 2018": statistically there is no relevant difference in lumen
Luminaire light beam spread	36°		
Control interface	-		

LuxSpace Accent

	maintenance between B50 and for example B10. Therefore the median useful life (B50) value also represents the B10 value.
Constant light output	No
Number of products on MCB of 16 A type B	30
RoHS mark	RoHS mark
Product family code	RS731B [LuxSpace Accent Mini G3]

Operating and Electrical

Input Voltage	220 to 240 V
Input Frequency	50 to 60 Hz
Initial CLO power consumption	- W W
Average CLO power consumption	- W W
Inrush current	14.5 A
Inrush time	0.22 ms
Power Factor (Min)	0.9

Controls and Dimming

Dimmable	No
----------	----

Mechanical and Housing

Housing Material	Aluminum
Reflector material	Polycarbonate aluminum coated
Optic material	Polycarbonate
Optical cover/lens material	Polycarbonate
Fixation material	-
Optical cover/lens finish	Frosted
Overall height	86 mm
Overall diameter	105 mm
Color	White

Approval and Application

Ingress protection code	IP20 [Finger-protected]
Mech. impact protection code	IK02 [0.2 J standard]

Initial Performance (IEC Compliant)

Initial luminous flux (system flux)	1250 lm
Luminous flux tolerance	+/-10%
Initial LED luminaire efficacy	119.04761904761905 lm/W
Init. Corr. Color Temperature	4000 K
Init. Color Rendering Index	≥80
Initial chromaticity	(0.38, 0.38) SDCM <3
Initial input power	12 W
Power consumption tolerance	+/-10%

Over Time Performance (IEC Compliant)

Control gear failure rate at median useful life 50000 h	5 %
Lumen maintenance at median useful life* 50000 h	L80

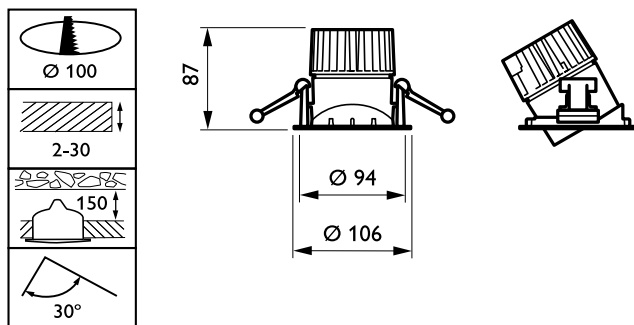
Application Conditions

Ambient temperature range	+10 to +40 °C
Performance ambient temperature Tq	25 °C
Suitable for random switching	Yes

Product Data

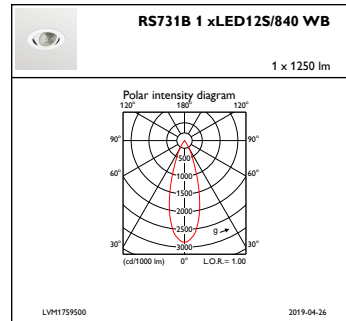
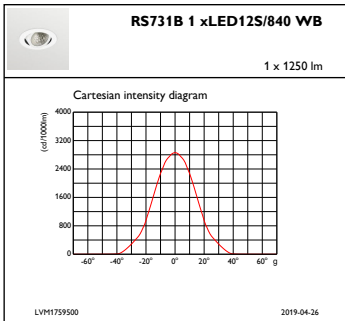
Full product code	871869684769500
Order product name	RS731B LED12S/840 PSE-E WB WH
EAN/UPC - Product	8718696847695
Order code	910500457293
Numerator - Quantity Per Pack	1
Numerator - Packs per outer box	1
Material Nr. (12NC)	910500457293
Net Weight (Piece)	0.540 kg

Dimensional drawing



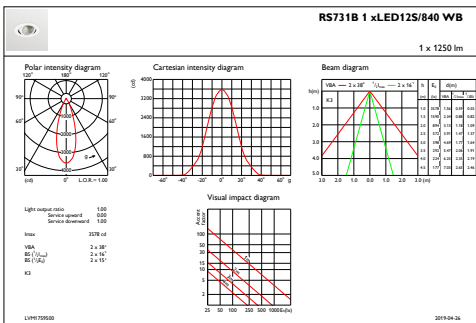
LuxSpace Accent RS730B-RS752B

Photometric data



IFCC1_RS731B1xLED12S840WB

IFPC1_RS731B1xLED12S840WB



IFAS1_RS731B1xLED12S840WB

