



CoreLine Waterproof

WT120C LED18S/840 PSD L600

Coreline Waterproof – – 840 neutral white – Power supply unit with DALI interface

CoreLine waterproof delivers on the CoreLine promise of innovative, easy-to-use and high-quality luminaires. CoreLine waterproof products can directly replace traditional waterproof luminaires with fluorescent lamps ranging from 18W up to 58W. With its slim and stylish design, it continues to keep its well-known and appreciated architecture. Installation is quick and easy, all thanks to its efficient design. CoreLine waterproof provides better wide-beam light distribution for straightforward and effective lighting. Interact Ready luminaires with integrated wireless communications are also available in this range, ready to be used with Interact gateways, sensors and software.

Product data

General Information			
Number of light sources	1 pc	Cable	-
Lamp family code	-	Protection class IEC	Safety class I
Light source color	840 neutral white	Glow-wire test	Temperature 850 °C, duration 30 s
Light source replaceable	No	Flammability mark	For mounting on easily flammable surfaces
Number of gear units	1 unit	CE mark	CE mark
Driver/power unit/transformer	Power supply unit with DALI interface	ENEC mark	ENEC mark
Driver included	Yes	UL mark	-
Optic type	-	Warranty period	5 years
Optical cover/lens type	Polycarbonate bowl/cover	Remarks	*-Per Lighting Europe guidance paper "Evaluating performance of LED based luminaires - January 2018": statistically there is no relevant difference in lumen maintenance between B50 and for example B10. Therefore the median useful life (B50) value also represents the B10 value.
Luminaire light beam spread	110°		
Emergency lighting	-		
Control interface	DALI		
Connection	Push-in connector 3-pole		

CoreLine Waterproof

Constant light output	No
Number of products on MCB of 16 A type B	24
RoHS mark	RoHS mark
Product family code	WT120C [Coreline Waterproof]
Unified glare rating CEN	24

Operating and Electrical

Input Voltage	220 to 240 V
Input Frequency	50 to 60 Hz
Inrush current	21 A
Inrush time	0.280 ms
Power Factor (Min)	0.9

Controls and Dimming

Dimmable	Yes
----------	-----

Mechanical and Housing

Housing Material	Polycarbonate
Reflector material	Steel
Optic material	-
Optical cover/lens material	Polycarbonate
Fixation material	Stainless steel
Optical cover/lens finish	Textured
Overall length	661 mm
Overall width	87 mm
Overall height	96 mm
Color	Gray

Approval and Application

Ingress protection code	IP65 [Dust penetration-protected, jet-proof]
Mech. impact protection code	IK08 [5 J vandal-protected]

Initial Performance (IEC Compliant)

Initial luminous flux (system flux)	2100 lm
-------------------------------------	---------

Luminous flux tolerance	+/-10%
Initial LED luminaire efficacy	114 lm/W
Init. Corr. Color Temperature	4000 K
Init. Color Rendering Index	≥80
Initial chromaticity	(0.38, 0.38) SDCM <3
Initial input power	18.5 W
Power consumption tolerance	+/-10%

Over Time Performance (IEC Compliant)

Control gear failure rate at median useful life 50000 h	5 %
Lumen maintenance at median useful life* 50000 h	L75

Application Conditions

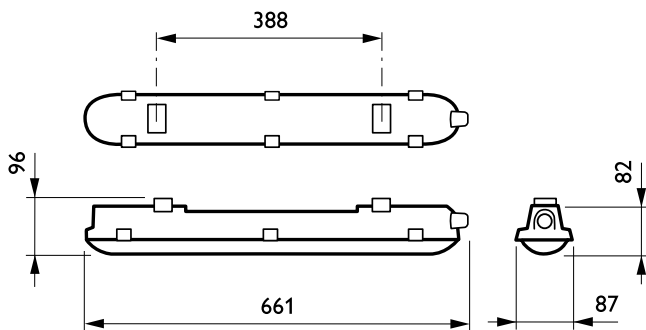
Ambient temperature range	-25 to +35 °C
Performance ambient temperature Tq	25 °C
Maximum dim level	1%
Suitable for random switching	Yes

Product Data

Full product code	871869688306800
Order product name	WT120C LED18S/840 PSD L600
EAN/UPC - Product	8718696883068
Order code	910500458243
Numerator - Quantity Per Pack	1
Numerator - Packs per outer box	1
Material Nr. (12NC)	910500458243
Net Weight (Piece)	0.930 kg

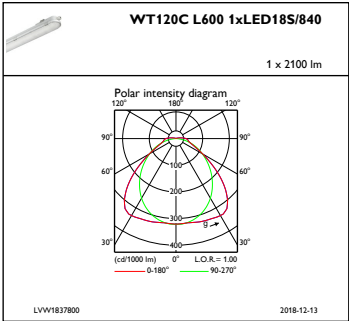


Dimensional drawing

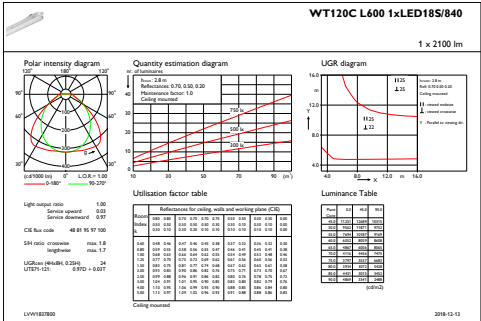


CoreLine Waterproof WT120C

Photometric data



IFPC1_WT120CL6001xLED18S840



IFGU1_WT120CL6001xLED18S840

