



CoreLine Wall-mounted

WL131V LED34S/830 PSED EL3 WH

CORELINE GEN2 WALL LUMINAIRE - LED Module, system flux 3400 lm - 830 warm white - Power supply unit with DALI interface - - - - White

CoreLine Wall-mounted is a circular-shaped surface-mounted luminaire that is easy to apply in circulation areas such as hallways and staircases. The modern unobtrusive design, in combination with its homogeneous light distribution it delivers, ensures that this luminaire blends into most building architectures. With the push-in connectors, installation is fast and straightforward.

Product data

General Information			
Lamp family code	LED34S [LED Module, system flux 3400 lm]	Embedded control	-
Beam angle of light source	120 °	Control interface	DALI
Light source color	830 warm white	Connection	Push-in connector 6-pole
Cap-Base	- [-]	Cable	-
Light source replaceable	No	Protection class IEC	Safety class II
Number of gear units	1 unit	Glow-wire test	Temperature 850 °C, duration 30 s
Gear	-	Flammability mark	-
Driver/power unit/transformer	Power supply unit with DALI interface	CE mark	CE mark
Driver included	Yes	ENEC mark	ENEC mark
Optic type	Opal prismatic reflector	Warranty period	5 years
Luminaire light beam spread	120°	Remarks	Please download the Lighting - Product Data Sheet for more information and ordering options
Emergency lighting	-	Constant light output	No

CoreLine Wall-mounted

Number of products on MCB of 16 A type B	20
RoHS mark	RoHS mark
Product family code	WL131V [CORELINE GEN2 WALL LUMINAIRE]

Operating and Electrical

Input Voltage	220-240 V
Input Frequency	50 to 60 Hz
Control signal voltage	0-16 V DC DALI
Initial CLO power consumption	36 W
Average CLO power consumption	36 W
End CLO power consumption	NA W
Inrush current	22 A
Inrush time	0.29 ms
Power Factor (Min)	0.9

Controls and Dimming

Dimmable	Yes
----------	-----

Mechanical and Housing

Housing Material	Polyamide
Reflector material	-
Optic material	Polycarbonate
Optical cover/lens material	Polycarbonate
Gear tray material	NO
Fixation material	-
Optical cover/lens finish	Opal
Overall length	480 mm
Overall width	480 mm
Overall height	96 mm
Overall diameter	480 mm
Width	- mm
Height	96 mm
Diameter	-
Color	White

Approval and Application

Ingress protection code	IP65 [Dust penetration-protected, jet-proof]
-------------------------	---

Mech. impact protection code	IK08 [5 J vandal-protected]
------------------------------	------------------------------

Initial Performance (IEC Compliant)

Initial luminous flux (system flux)	3400 lm
Luminous flux tolerance	+/-10%
Initial LED luminaire efficacy	94 lm/W
Init. Corr. Color Temperature	3000 K
Init. Color Rendering Index	80
Initial chromaticity	(0.44, 0.41) SDCM<3
Initial input power	36 W
Power consumption tolerance	+/-10%

Over Time Performance (IEC Compliant)

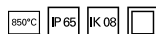
Control gear failure rate at median useful life 50000 h	5 %
Median useful life L70B50	61000 h
Median useful life L80B50	38000 h
Median useful life L90B50	18000 h
Lumen maintenance at median useful life* 50000 h	L80

Application Conditions

Ambient temperature range	-20 to +40 °C
Performance ambient temperature Tq	25 °C
Maximum dim level	10%
Suitable for random switching	No

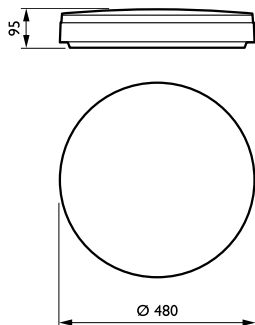
Product Data

Full product code	871869940274700
Order product name	WL131V LED34S/830 PSED EL3 WH
EAN/UPC - Product	8718699402747
Order code	910500465396
Numerator - Quantity Per Pack	1
Numerator - Packs per outer box	1
Material Nr. (12NC)	910500465396
Net Weight (Piece)	2.250 kg



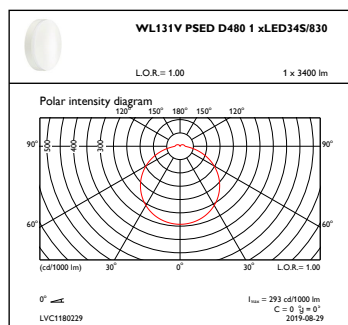
CoreLine Wall-mounted

Dimensional drawing

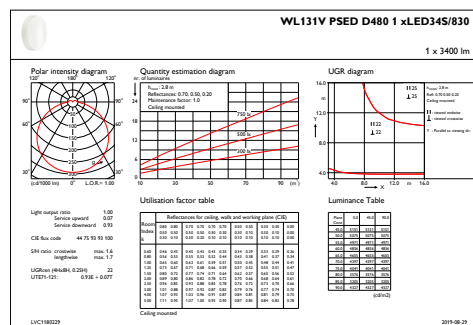


CoreLine Wall-mounted WL130V/WL131V

Photometric data



OFPC1_WL131VPSEDD4801xLED34S830



IFGU1_WL131VPSEDD4801xLED34S830

