



TrueLine, recessed

RC532B LED25S/840 PSD W8L113 VPC PI5

TrueLine Recessed Line OC - LED Module, system flux 2500 lm
 - 840 neutral white - Power supply unit with DALI interface -
 Visible profile ceiling version - Push-in connector 5-pole (PI) -
 1130 mm

Architects need a lighting solution that matches the interior architecture of the property they are working on. They want a light line with an elegant design and very high light levels. Specifiers need luminaires that enable them to save energy while at the same time providing the right level of light, in compliance with office lighting norms. TrueLine, recessed is able to meet both sets of requirements. TrueLine is also available in a suspended version.

Product data

General Information		Connection	
Number of light sources	1 [1 pc]	Cable	-
Lamp family code	LED25S [LED Module, system flux 2500 lm]	Protection class IEC	Safety class I (I)
Light source colour	840 neutral white	Glow-wire test	650/5 [Temperature 650 °C, duration 5 s]
Cap base	- [-]	Flammability mark	F [For mounting on normally flammable surfaces]
Light source replaceable	No	CE mark	CE mark
Number of gear units	1 unit	ENEC mark	ENEC plus mark
Gear	-	UL mark	-
Driver/power unit/transformer	PSD [Power supply unit with DALI interface]	Warranty period	5 years
Driver included	Yes	Remarks	*-Per Lighting Europe guidance paper "Evaluating performance of LED based luminaires - January 2018": statistically there is no relevant difference in lumen maintenance between B50 and for example B10. Therefore
Optic type	No [-]		
Optical cover/lens type	PM [PMMA bowl/cover]		
Luminaire light beam spread	100°		
Embedded control	No [-]		
Control interface	DALI		

TrueLine, recessed

	the median useful life (B50) value also represents the B10 value.
Constant light output	No
Number of products on MCB	24
RoHS mark	RoHS mark
Accessory PFC	N/A
Product Family Code	RC532B [TrueLine Recessed Line OC]
Unified glare rating CEN	19

Operating and Electrical

Input voltage	220-240 V
Input frequency	50 to 60 Hz
Control signal voltage	0-16 V DC DALI
Inrush current	19 A
Inrush time	0.28 ms
Power factor (min.)	0.9

Controls and Dimming

Dimmable	Yes
----------	-----

Mechanical and Housing

Geometry	Width 0.08 m, length 1.13 m
Housing configuration	VPC [Visible profile ceiling version]
Housing material	Steel
Reflector material	-
Optic material	-
Optical cover/lens material	Polymethyl methacrylate
Gear tray material	Steel
Fixation material	Steel
Optical cover/lens finish	Frosted
Overall length	1130 mm
Overall width	75 mm
Overall height	136 mm
Length	1130 mm
Colour	White

Approval and Application

Ingress protection code	IP20 [Finger-protected]
-------------------------	--------------------------

Mech. impact protection code	IK02 [0.2 J standard]
------------------------------	------------------------

Initial Performance (IEC Compliant)

Initial luminous flux	2500 lm
Luminous flux tolerance	+/-10%
Initial LED luminaire efficacy	143 lm/W
Init. Corr. colour temperature	4000 K
Init. colour rendering index	≥80
Initial chromaticity	(0.38, 0.38) SDCM <3
Initial input power	17.5 W
Power consumption tolerance	+/-10%

Over Time Performance (IEC Compliant)

Control gear failure rate at median useful life 50000 h	5 %
Lumen maintenance at median useful life* 50000 h	L85

Application Conditions

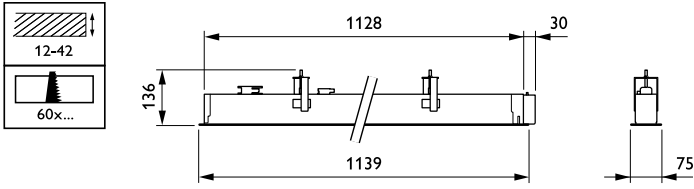
Ambient temperature range	+10 to +40 °C
Performance ambient temperature Tq	25 °C
Maximum dimming level	1%
Suitable for random switching	No

Product Data

Full product code	871869687130000
Order product name	RC532B LED25S/840 PSD W8L113 VPC PI5
EAN/UPC – product	8718696871300
Order code	87130000
Numerator – quantity per pack	1
Numerator – packs per outer box	1
Material no. (12NC)	910502043803
Net weight (piece)	2.500 kg

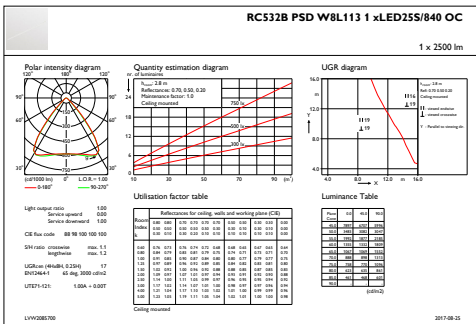
TrueLine, recessed

Dimensional drawing

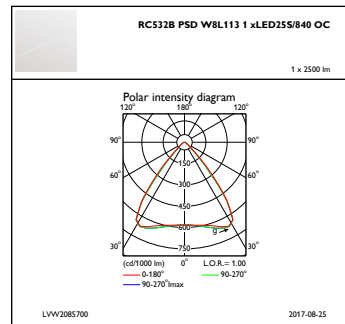


TrueLine recessed RC5315B, RC530B-RC534B

Photometric data



IFGU1_RC532BPSDW8L1131xLED25S840OC



IFPC1_RC532BPSDW8L1131xLED25S840OC

