



TrueLine, recessed

RC530B LED15S/840 PSD W8L117 PCV ACL PI5

TrueLine Recessed OC - LED Module, system flux 1500 lm - 840 neutral white - Power supply unit with DALI interface - Plaster ceiling version - ActiLume - Push-in connector 5-pole - 1170 mm

Architects need a lighting solution that matches the interior architecture of the property they are working on. They want a light line with an elegant design and very high light levels. Specifiers need luminaires that enable them to save energy while at the same time providing the right level of light, in compliance with office lighting norms. TrueLine, recessed is able to meet both sets of requirements. TrueLine is also available in suspended and surface-mounted versions.

Product data

General Information		Connection	
Number of light sources	1 pc	Connection	Push-in connector 5-pole
Lamp family code	LED15S [LED Module, system flux 1500 lm]	Cable	-
Light source color	840 neutral white	Protection class IEC	Safety class I
Cap-Base	- [-]	Glow-wire test	Temperature 650 °C, duration 5 s
Light source replaceable	No	Flammability mark	For mounting on normally flammable surfaces
Number of gear units	1 unit	Type description	Office compliant version
Gear	-	CE mark	CE mark
Driver/power unit/transformer	Power supply unit with DALI interface	ENEC mark	ENEC plus mark
Driver included	Yes	UL mark	-
Optic type	-	Warranty period	5 years
Optical cover/lens type	Polymethyl methacrylate bowl/cover	Remarks	*-Per Lighting Europe guidance paper "Evaluating performance of LED based luminaires - January 2018": statistically there is no relevant difference in lumen maintenance between B50 and for example
Luminaire light beam spread	100°		
Embedded control	ActiLume		
Control interface	DALI		

TrueLine, recessed

	B10. Therefore the median useful life (B50) value also represents the B10 value.
Constant light output	No
Number of products on MCB of 16 A type B	24
RoHS mark	RoHS mark
Accessory PFC	N/A
Product family code	RC530B [TrueLine Recessed OC]
Unified glare rating CEN	19

Operating and Electrical

Input Voltage	220-240 V
Input Frequency	50 to 60 Hz
Control signal voltage	0-16 V DC DALI
Inrush current	19 A
Inrush time	0.28 ms
Power Factor (Min)	0.9

Controls and Dimming

Dimmable	Yes
----------	-----

Mechanical and Housing

Geometry	Width 0.08 m, length 1.17 m
Housing configuration	Plaster ceiling version
Housing Material	Steel
Reflector material	-
Optic material	-
Optical cover/lens material	Polymethyl methacrylate
Gear tray material	Steel
Fixation material	Steel
Optical cover/lens finish	Frosted
Overall length	1192 mm
Overall width	115 mm
Overall height	136 mm
Length	1170 mm
Color	White

Approval and Application

Ingress protection code	IP20 [Finger-protected]
-------------------------	--------------------------

Mech. impact protection code	IK02 [0.2 J standard]
------------------------------	------------------------

Initial Performance (IEC Compliant)

Initial luminous flux (system flux)	1500 lm
Luminous flux tolerance	+/-10%
Initial LED luminaire efficacy	136 lm/W
Init. Corr. Color Temperature	4000 K
Init. Color Rendering Index	≥80
Initial chromaticity	(0.38, 0.38) SDCM <3
Initial input power	11 W
Power consumption tolerance	+/-10%

Over Time Performance (IEC Compliant)

Control gear failure rate at median useful life 50000 h	5 %
Lumen maintenance at median useful life* 50000 h	L85

Application Conditions

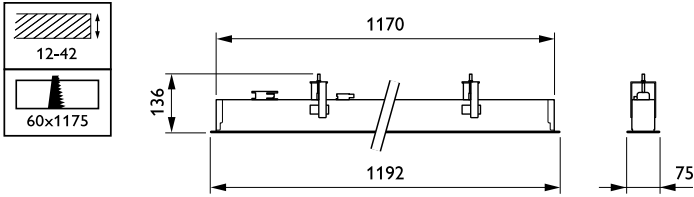
Ambient temperature range	+10 to +40 °C
Performance ambient temperature Tq	25 °C
Maximum dim level	1%
Suitable for random switching	Yes

Product Data

Full product code	871869906292700
Order product name	RC530B LED15S/840 PSD W8L117 PCV ACL P15
EAN/UPC - Product	8718699062927
Order code	910502048403
Numerator - Quantity Per Pack	1
Numerator - Packs per outer box	1
Material Nr. (12NC)	910502048403
Net Weight (Piece)	2.800 kg

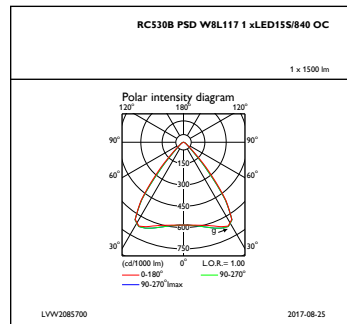
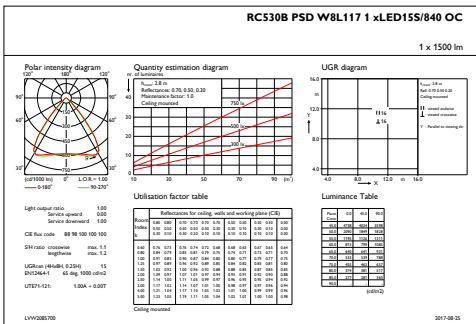
TrueLine, recessed

Dimensional drawing



TrueLine recessed RC515B, RC530B-RC534B

Photometric data



IFGU1_RC530BPSDW8L1171xLED15S840OC

IFPC1_RC530BPSDW8L1171xLED15S840OC

