



TrueLine, recessed

RC530B LED31S/840 PSD W8L141 PCV PI5

TrueLine Recessed OC - 1 pc - LED Module, system flux 3100 lm - 840 neutral white - Power supply unit with DALI interface - Plaster ceiling version - Width 0.08 m, length 1.41 m - - - Push-in connector 5-pole (PI) - 1410 mm - White - Office compliant version

Architects need a lighting solution that matches the interior architecture of the property they are working on. They want a light line with an elegant design and very high light levels. Specifiers need luminaires that enable them to save energy while at the same time providing the right level of light, in compliance with office lighting norms. TrueLine, recessed is able to meet both sets of requirements. TrueLine is also available in a suspended version.

Product data

General information			
Number of light sources	1 [1 pc]	Embedded control	No [-]
Lamp family code	LED31S [LED Module, system flux 3100 lm]	Control interface	DALI
Light source colour	840 neutral white	Connection	Push-in connector 5-pole (PI)
Cap base	- [-]	Cable	-
Light source replaceable	No	Protection class IEC	Safety class I (I)
Number of gear units	1 unit	Glow-wire test	650/5 [Temperature 650 °C, duration 5 s]
Gear	-	Flammability mark	F [For mounting on normally flammable surfaces]
Driver/power unit/transformer	PSD [Power supply unit with DALI interface]	Type description	OC [Office compliant version]
Driver included	Yes	CE mark	CE mark
Optic type	No [-]	ENEC mark	ENEC plus mark
Optical cover/lens type	PM [PMMA bowl/cover]	UL mark	-
Luminaire light beam spread	100°	Warranty period	5 years

TrueLine, recessed

Remarks	* -Per Lighting Europe guidance paper "Evaluating performance of LED based luminaires - January 2018": statistically there is no relevant difference in lumen maintenance between B50 and for example B10. Therefore the median useful life (B50) value also represents the B10 value.
Constant light output	No
Number of products on MCB	24
RoHS mark	RoHS mark
Accessory PFC	N/A
Product Family Code	RC530B [TrueLine Recessed OC]
Unified glare rating CEN	19

Operating and Electrical

Input voltage	220 to 240 V
Input frequency	50 to 60 Hz
Control signal voltage	0-16 V DC DALI
Inrush current	19 A
Inrush time	0.28 ms
Power factor (min.)	0.9

Controls and Dimming

Dimmable	Yes
----------	-----

Mechanical and Housing

Geometry	Width 0.08 m, length 1.41 m
Housing configuration	PCV [Plaster ceiling version]
Housing material	Steel
Reflector material	-
Optic material	-
Optical cover/lens material	Polymethyl methacrylate
Gear tray material	Steel
Fixation material	Steel
Optical cover/lens finish	Frosted
Overall length	1189 mm
Overall width	115 mm
Overall height	136 mm
Length	1410 mm
Colour	White

Approval and Application

Ingress protection code	IP20 [Finger-protected]
Mech. impact protection code	IK02 [0.2 J standard]

Initial Performance (IEC Compliant)

Initial luminous flux	3100 lm
Luminous flux tolerance	+/-10%
Initial LED luminaire efficacy	144 lm/W
Init. Corr. colour temperature	4000 K
Init. colour rendering index	≥80
Initial chromaticity	(0.38, 0.38) SDCM <3
Initial input power	21.5 W
Power consumption tolerance	+/-10%

Over Time Performance (IEC Compliant)

Control gear failure rate at median useful life 50000 h	5 %
Lumen maintenance at median useful life* 50000 h	L85

Application Conditions

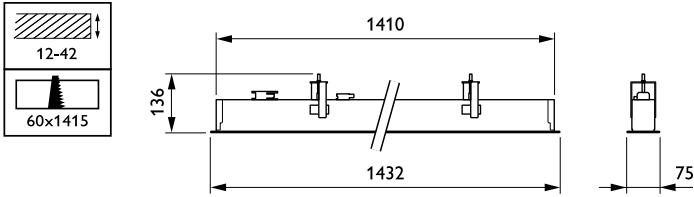
Ambient temperature range	+10 to +40 °C
Performance ambient temperature Tq	25 °C
Maximum dimming level	1%
Suitable for random switching	No

Product Data

Full product code	871869906356600
Order product name	RC530B LED31S/840 PSD W8L141 PCV PI5
EAN/UPC – product	8718699063566
Order code	06356600
Numerator – quantity per pack	1
Numerator – packs per outer box	1
Material no. (12NC)	910502050703
Net weight (piece)	3.100 kg

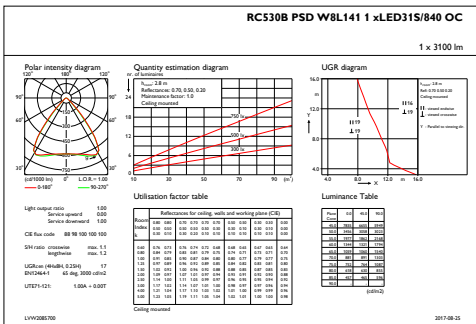
TrueLine, recessed

Dimensional drawing

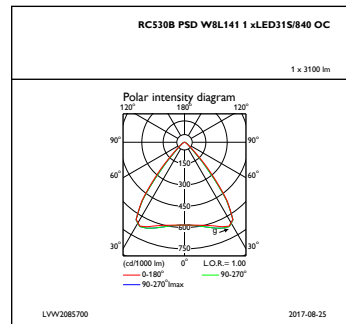


TrueLine recessed RC515B, RC530B-RC534B

Photometric data



IFGU1_RC530BPSDW8L1411xLED31S840OC



IFPC1_RC530BPSDW8L1411xLED31S840OC

