



TrueLine, recessed

RC531B LED15S/840 PSD W8L120 VPC PI5

TrueLine Recessed NOC - 1 pc - LED Module, system flux 1500 lm - 840 neutral white - Power supply unit with DALI interface - Visible profile ceiling version - Width 0.08 m, length 1.20 m - - - Push-in connector 5-pole (PI) - White

Architects need a lighting solution that matches the interior architecture of the property they are working on. They want a light line with an elegant design and very high light levels. Specifiers need luminaires that enable them to save energy while at the same time providing the right level of light, in compliance with office lighting norms. TrueLine, recessed is able to meet both sets of requirements. TrueLine is also available in a suspended version.

Product data

General Information		Connection	
Number of light sources	1 [1 pc]	Connection	Push-in connector 5-pole (PI)
Lamp family code	LED15S [LED Module, system flux 1500 lm]	Cable	-
Light source colour	840 neutral white	Protection class IEC	Safety class I (I)
Cap base	- [-]	Glow-wire test	650/5 [Temperature 650 °C, duration 5 s]
Light source replaceable	No	Flammability mark	F [For mounting on normally flammable surfaces]
Number of gear units	1 unit	CE mark	CE mark
Gear	-	ENEC mark	ENEC plus mark
Driver/power unit/transformer	PSD [Power supply unit with DALI interface]	UL mark	-
Driver included	Yes	Warranty period	5 years
Optic type	No [-]	Remarks	*-Per Lighting Europe guidance paper "Evaluating performance of LED based luminaires - January 2018": statistically there is no relevant difference in lumen maintenance between B50 and for example
Optical cover/lens type	PM [PMMA bowl/cover]		
Luminaire light beam spread	160°		
Embedded control	No [-]		
Control interface	DALI		

TrueLine, recessed

	B10. Therefore the median useful life (B50) value also represents the B10 value.
Constant light output	No
Number of products on MCB	24
RoHS mark	RoHS mark
Accessory PFC	N/A
Product Family Code	RC531B [TrueLine Recessed NOC]
Unified glare rating CEN	25

Operating and Electrical

Input voltage	220 to 240 V
Input frequency	50 to 60 Hz
Control signal voltage	0-16 V DC DALI
Inrush current	19 A
Inrush time	0.28 ms
Power factor (min.)	0.9

Controls and Dimming

Dimmable	Yes
----------	-----

Mechanical and Housing

Geometry	Width 0.08 m, length 1.20 m
Housing configuration	VPC [Visible profile ceiling version]
Housing material	Steel
Reflector material	-
Optic material	-
Optical cover/lens material	Polycarbonate
Gear tray material	Steel
Fixation material	Steel
Optical cover/lens finish	Opal
Overall length	1197 mm
Overall width	75 mm
Overall height	79 mm
Colour	White

Approval and Application

Ingress protection code	IP20 [Finger-protected]
-------------------------	---------------------------

Mech. impact protection code	IK02 [0.2 J standard]
------------------------------	-------------------------

Initial Performance (IEC Compliant)

Initial luminous flux	1500 lm
Luminous flux tolerance	+/-10%
Initial LED luminaire efficacy	103 lm/W
Init. Corr. colour temperature	4000 K
Init. colour rendering index	≥80
Initial chromaticity	(0.38, 0.38) SDCM <3
Initial input power	14.6 W
Power consumption tolerance	+/-10%

Over Time Performance (IEC Compliant)

Control gear failure rate at median useful life 50000 h	5 %
Lumen maintenance at median useful life* 50000 h	L85

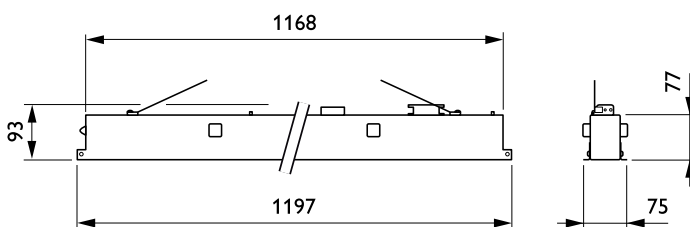
Application Conditions

Ambient temperature range	+10 to +40 °C
Performance ambient temperature Tq	25 °C
Maximum dimming level	1%
Suitable for random switching	No

Product Data

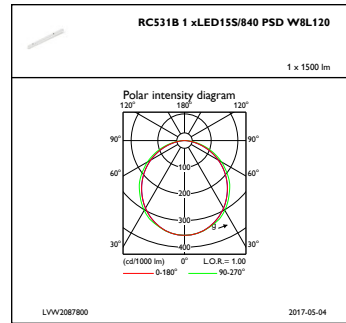
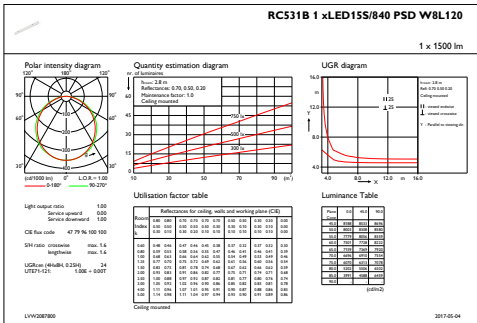
Full product code	871869907212400
Order product name	RC531B LED15S/840 PSD W8L120 VPC PI5
EAN/UPC – product	8718699072124
Order code	07212400
Numerator – quantity per pack	1
Numerator – packs per outer box	1
Material no. (12NC)	910502056903
Net weight (piece)	2.600 kg

Dimensional drawing



TrueLine recessed RC515B, RC530B-RC534B

Photometric data



IFGU1_RC531B1xLED155840PSDW8L120

IFPC1_RC531B1xLED155840PSDW8L120

