



# TrueLine, recessed

## RC530B LED50S/840 PSD W8L150 VPC PI5

TrueLine Recessed OC - 1 pc - LED Module, system flux 5000 lm - 840 neutral white - Power supply unit with DALI interface - Visible profile ceiling version - Width 0.08 m, length 1.50 m - - - Push-in connector 5-pole - White - Office compliant version

Architects need a lighting solution that matches the interior architecture of the property they are working on. They want a light line with an elegant design and very high light levels. Specifiers need luminaires that enable them to save energy while at the same time providing the right level of light, in compliance with office lighting norms. TrueLine, recessed is able to meet both sets of requirements. TrueLine is also available in suspended and surface-mounted versions.

### Product data

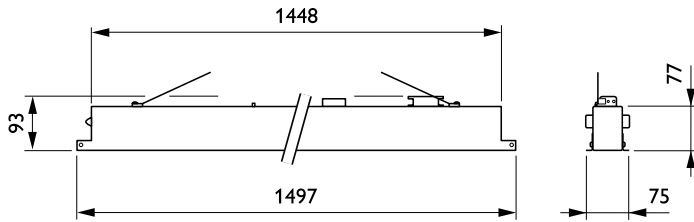
General Information		Connection	Push-in connector 5-pole
Number of light sources	1 pc	Cable	-
Lamp family code	LED50S [ LED Module, system flux 5000 lm]	Protection class IEC	Safety class I
Light source color	840 neutral white	Glow-wire test	Temperature 650 °C, duration 5 s
Cap-Base	- [ -]	Flammability mark	For mounting on normally flammable surfaces
Light source replaceable	No	Type description	Office compliant version
Number of gear units	1 unit	CE mark	CE mark
Gear	-	ENEC mark	ENEC plus mark
Driver/power unit/transformer	Power supply unit with DALI interface	UL mark	-
Driver included	Yes	Warranty period	5 years
Optic type	-	Remarks	*-Per Lighting Europe guidance paper "Evaluating performance of LED based luminaires - January 2018": statistically there is no relevant difference in lumen maintenance between B50 and for example
Optical cover/lens type	Polymethyl methacrylate bowl/cover		
Luminaire light beam spread	100°		
Embedded control	-		
Control interface	DALI		

## TrueLine, recessed

	B10. Therefore the median useful life (B50) value also represents the B10 value.
Constant light output	No
Number of products on MCB of 16 A type B	24
RoHS mark	RoHS mark
Accessory PFC	N/A
Product family code	RC530B [ TrueLine Recessed OC]
Unified glare rating CEN	19
<b>Operating and Electrical</b>	
Input Voltage	220 to 240 V
Input Frequency	50 to 60 Hz
Control signal voltage	0-16 V DC DALI
Inrush current	19 A
Inrush time	0.28 ms
Power Factor (Min)	0.9
<b>Controls and Dimming</b>	
Dimmable	Yes
<b>Mechanical and Housing</b>	
Geometry	Width 0.08 m, length 1.50 m
Housing configuration	Visible profile ceiling version
Housing Material	Steel
Reflector material	-
Optic material	-
Optical cover/lens material	Polymethyl methacrylate
Gear tray material	Steel
Fixation material	Steel
Optical cover/lens finish	Frosted
Overall length	1497 mm
Overall width	75 mm
Overall height	79 mm
Color	White
<b>Approval and Application</b>	
Ingress protection code	IP20 [ Finger-protected]


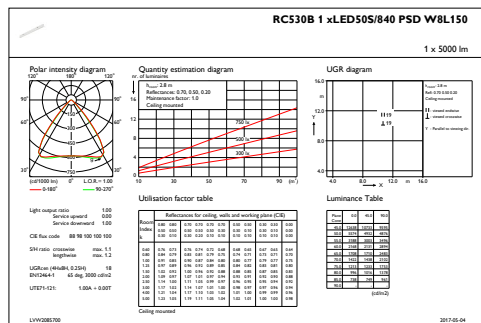
Mech. impact protection code	IK02 [ 0.2 J standard]
<b>Initial Performance (IEC Compliant)</b>	
Initial luminous flux (system flux)	5000 lm
Luminous flux tolerance	+/-10%
Initial LED luminaire efficacy	130 lm/W
Init. Corr. Color Temperature	4000 K
Init. Color Rendering Index	≥80
Initial chromaticity	(0.38, 0.38) SDCM <3
Initial input power	38.5 W
Power consumption tolerance	+/-10%
<b>Over Time Performance (IEC Compliant)</b>	
Control gear failure rate at median useful life 50000 h	5 %
Lumen maintenance at median useful life* 50000 h	L85
<b>Application Conditions</b>	
Ambient temperature range	+10 to +40 °C
Performance ambient temperature Tq	25 °C
Maximum dim level	1%
Suitable for random switching	No
<b>Product Data</b>	
Full product code	871869907223000
Order product name	RC530B LED50S/840 PSD W8L150 VPC PI5
EAN/UPC - Product	8718699072230
Order code	910502057403
Numerator - Quantity Per Pack	1
Numerator - Packs per outer box	1
Material Nr. (12NC)	910502057403
Net Weight (Piece)	3.200 kg

## Dimensional drawing



### TrueLine recessed RC515B, RC530B-RC534B

## Photometric data



### IFGU1\_RC530B1xLED50S840PSDW8L150

### IFPC1\_RC530B1xLED50S840PSDW8L150

