



LuxSpace, recessed

DN571B LED20S/830 PSE-E C ELP3 WH

LUXSPACE 2 COMPACT DEEP - LED Module, system flux 2000 lm - 830 warm white - Power supply unit DC-compatible, external - High-gloss mirror - Emergency lighting 3 hours duration Pro version - Push-in connector and pull relief - White RAL 9003

Customers are looking to optimize all their resources, and that means not just their running costs (energy, etc.) but also their human resources. Energy savings are therefore a priority, but they must not have an adverse effect on the well-being of employees, who need a pleasant environment in order to be more productive, or on customers, who want to enjoy their shopping experience. LuxSpace provides the perfect combination of efficiency, light comfort and design, without compromising on lighting performance (color rendering and color uniformity). It offers a wide choice of options for creating the desired ambience, no matter the application. For office applications LuxSpace supports the general feeling of health and wellbeing having dedicated Tunable White products

Product data

General Information			
Lamp family code	LED20S [LED Module, system flux 2000 lm]	Luminaire light beam spread	70°
Light source color	830 warm white	Emergency lighting	Emergency lighting 3 hours duration Pro version
Cap-Base	- [-]	Connection	Push-in connector and pull relief
Light source replaceable	No	Cable	-
Number of gear units	1 unit	Protection class IEC	Safety class II
Gear	-	Glow-wire test	Temperature 850 °C, duration 5 s
Driver/power unit/transformer	Power supply unit DC-compatible, external	Flammability mark	For mounting on normally flammable surfaces
Driver included	Yes	CE mark	CE mark
Optic type	High-gloss mirror	ENEC mark	-

LuxSpace, recessed

UL mark	-
Warranty period	5 years
Remarks	*-Per Lighting Europe guidance paper "Evaluating performance of LED based luminaires - January 2018": statistically there is no relevant difference in lumen maintenance between B50 and for example B10. Therefore the median useful life (B50) value also represents the B10 value.
Constant light output	No
Number of products on MCB of 16 A type B	32
RoHS mark	-
Product family code	DN571B [LUXSPACE 2 COMPACT DEEP]
Unified glare rating CEN	19

Operating and Electrical

Input Voltage	220 to 240 V
Input Frequency	50 to 60 Hz
Inrush current	18 A
Inrush time	0.24 ms
Power Factor (Min)	0.9

Controls and Dimming

Dimmable	No
----------	----

Mechanical and Housing

Housing Material	Aluminum die cast
Reflector material	Polycarbonate aluminum coated
Optic material	Polycarbonate
Optical cover/lens material	Polycarbonate
Fixation material	Steel
Optical cover/lens finish	Frosted
Overall height	119 mm
Overall diameter	214 mm
Color	White RAL 9003

Approval and Application

Ingress protection code	IP20 [Finger-protected]
Mech. impact protection code	IK02 [0.2 J standard]

Initial Performance (IEC Compliant)

Initial luminous flux (system flux)	2100 lm
Luminous flux tolerance	+/-10%
Initial LED luminaire efficacy	95 lm/W
Init. Corr. Color Temperature	3000 K
Init. Color Rendering Index	>80
Initial chromaticity	(0.43, 0.40) SDCM <3
Initial input power	22 W
Power consumption tolerance	+/-10%

Over Time Performance (IEC Compliant)

Control gear failure rate at median useful life 50000 h	5 %
Lumen maintenance at median useful life* 50000 h	L90

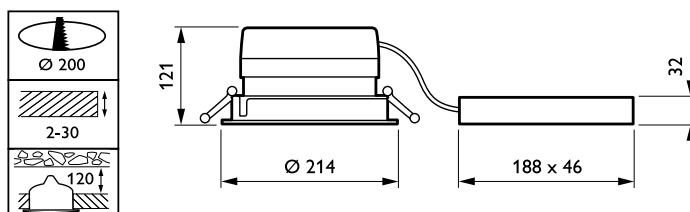
Application Conditions

Ambient temperature range	+10 to +25 °C
Performance ambient temperature Tq	25 °C
Suitable for random switching	Yes

Product Data

Full product code	871829194381500
Order product name	DN571B LED20S/830 PSE-E C ELP3 WH
EAN/UPC - Product	8718291943815
Order code	910503706694
Numerator - Quantity Per Pack	1
Numerator - Packs per outer box	1
Material Nr. (12NC)	910503706694
Net Weight (Piece)	1.680 kg

Dimensional drawing

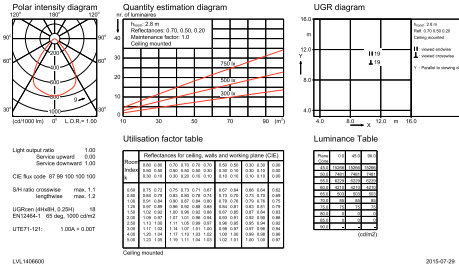


LuxSpace gen2 DN570B-DN572B

Photometric data

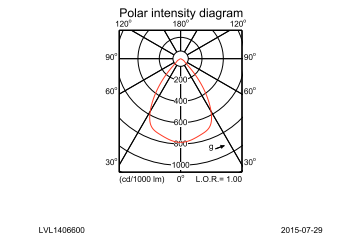
DN571B PSE-E 1xLED20S/830 C

1 x 2100 lm



DN571B PSE-E 1xLED20S/830 C

1 x 2100 lm



IFGU1_DN571B PSE-E 1xLED20S830 C.EPS

IFPC1_DN571B PSE-E 1xLED20S830 C.EPS

