

TrueLine, suspended

SP532P LED36S/840 PSD LF1 PI7 SMTT L1130

TrueLine DIRECT/INDIRECT OC - LED Module, system flux 3600 lm - 840 neutral white - Power supply unit with DALI interface - Line-feature luminaire 1-phase - Push-in connector 7-pole - Suspension set twin, triangle for T-profile - 1130 mm

Architects need a lighting solution that matches the interior architecture of the property that they are working on. They want a light line with an elegant design and very high light levels. Specifiers need luminaires that enable them to save energy, while also providing the right level of light, in compliance with office-lighting regulations. TrueLine suspended is able to meet both sets of requirements. TrueLine is also available in recessed and surface-mounted versions.

Product data

General Information			
Number of light sources	1 [1 pc]	Connection	Push-in connector 7-pole
Lamp family code	LED36S [LED Module, system flux 3600 lm]	Cable	Cord 1.7 m without plug 7-pole PVC silver
Light source colour	840 neutral white	Protection class IEC	Safety class I
Cap base	- [-]	Mounting	SMTT [Suspension set twin, triangle for T-profile]
Light source replaceable	No	Standard RAL colour	-
Number of gear units	1 unit	Glow-wire test	Temperature 650 °C, duration 5 s
Gear	GRT [Gear tray (without gear)]	Flammability mark	F [For mounting on normally flammable surfaces]
Driver/power unit/transformer	PSD [Power supply unit with DALI interface]	Type description	OC [Office compliant version]
Driver included	Yes	CE mark	CE mark
Optic type	No [-]	ENEC mark	ENEC plus mark
Optical cover/lens type	PM [PMMA bowl/cover]	UL mark	No
Luminaire light beam spread	100°	Warranty period	5 years
Embedded control	No [-]		
Control interface	DALI		

TrueLine, suspended

Remarks	*-Per Lighting Europe guidance paper "Evaluating performance of LED based luminaires - January 2018": statistically there is no relevant difference in lumen maintenance between B50 and for example B10. Therefore the median useful life (B50) value also represents the B10 value.
Constant light output	No
Number of products on MCB	24
RoHS mark	RoHS mark
WEEE mark	WEEE mark
Accessory PFC	N/A
Product Family Code	SP532P [TrueLine DIRECT/INDIRECT OC]
Unified glare rating CEN	16

Operating and Electrical

Input voltage	220-240 V
Input frequency	50 to 60 Hz
Control signal voltage	0-16 V DC DALI
End CLO power consumption	- W
Inrush current	19 A
Inrush time	0.28 ms
Power factor (min.)	0.9

Controls and Dimming

Dimmable	Yes
----------	-----

Mechanical and Housing

Housing configuration	LF1 [Line-feature luminaire 1-phase]
Housing material	Aluminium
Reflector material	-
Optic material	-
Optical cover/lens material	Polymethyl methacrylate
Gear tray material	Steel
Fixation material	Stainless steel
Optical cover/lens finish	Frosted
Overall length	1127 mm
Overall width	55 mm
Overall height	121 mm
Length	1130 mm

Colour	Aluminium
--------	-----------

Approval and Application

Ingress protection code	IP40 [Wire-protected]
Mech. impact protection code	IK02 [0.2 J standard]

Initial Performance (IEC Compliant)

Initial luminous flux	3600 lm
Luminous flux tolerance	+/-10%
Initial LED luminaire efficacy	141 lm/W
Init. Corr. colour temperature	4000 K
Init. colour rendering index	≥80
Initial chromaticity	(0.38, 0.38) SDCM <3
Initial input power	25.5 W
Power consumption tolerance	+/-10%

Over Time Performance (IEC Compliant)

Control gear failure rate at median useful life 50000 h	5 %
Lumen maintenance at median useful life* 50000 h	L85

Application Conditions

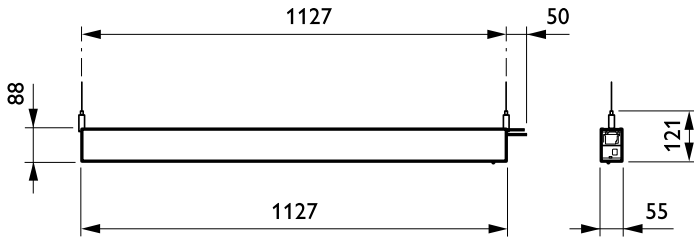
Ambient temperature range	+10 to +40 °C
Performance ambient temperature Tq	25 °C
Maximum dimming level	1%
Suitable for random switching	No

Product Data

Full product code	871869687129400
Order product name	SP532P LED36S/840 PSD LF1 PI7 SMTT L1130
EAN/UPC – product	8718696871294
Order code	87129400
Numerator – quantity per pack	1
Numerator – packs per outer box	1
Material no. (12NC)	910504098103
Net weight (piece)	3.300 kg

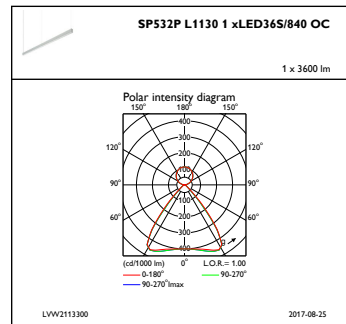
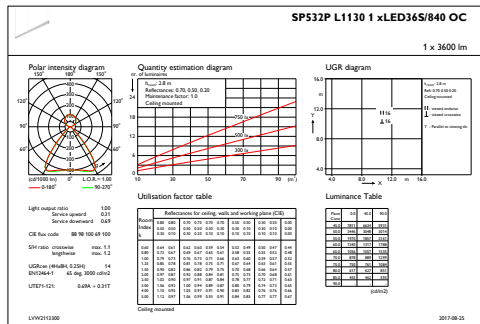
TrueLine, suspended

Dimensional drawing



TrueLine suspended SP530P-SP533P

Photometric data



IFGU1_SP532PL11301xLED36S840OC

IFPC1_SP532PL11301xLED36S840OC

