



TrueLine, surface-mounted

SM530C LED40S/840 PSD PI5 L1130 ALU

TrueLine OC - LED Module, system flux 4000 lm - 840 neutral white - Power supply unit with DALI interface - Push-in connector 5-pole (PI) - 1130 mm - Aluminium

Architects need a lighting solution that matches the interior architecture of the property they are working on. They want a light line with an elegant design and very high light levels. Specifiers need luminaires that enable them to save energy while at the same time providing the right level of light, in compliance with office lighting norms. And office workers want visually comfortable lighting conditions that help them perform better. TrueLine Recessed is able to meet all of these different requirements. TrueLine is also available in recessed and suspended versions.

Product data

General information			
Number of light sources	1 [1 pc]	Optical cover/lens type	PM [PMMA bowl/cover]
Lamp family code	LED40S [LED Module, system flux 4000 lm]	Luminaire light beam spread	100°
Beam angle of light source	- °	Control interface	DALI
Lamp colour code	840 neutral white	Connection	Push-in connector 5-pole (PI)
Cap base	- [-]	Cable	-
Light source replaceable	No	Protection class IEC	Safety class I (I)
Number of gear units	1 unit	Standard RAL colour	-
Gear	-	Glow-wire test	650/5 [Temperature 650 °C, duration 5 s]
Driver/power unit/transformer	PSD [Power supply unit with DALI interface]	Flammability mark	F [For mounting on normally flammable surfaces]
Driver included	Yes	Type description	OC [Office compliant version]
Optic type	No [-]	CE mark	CE mark

TrueLine, surface-mounted

ENEC mark	ENEC plus mark
UL mark	No
Warranty period	5 years
Remarks	*-Per Lighting Europe guidance paper "Evaluating performance of LED based luminaires - January 2018": statistically there is no relevant difference in lumen maintenance between B50 and for example B10. Therefore the median useful life (B50) value also represents the B10 value.
Constant light output	No
Number of products on MCB	24
RoHS mark	RoHS mark
Accessory PFC	N/A
Product Family Code	SM530C [TrueLine OC]
Unified glare rating CEN	19

Operating and Electrical

Input voltage	220 to 240 V
Input frequency	50 to 60 Hz
Control signal voltage	0-16 V DC DALI
Inrush current	19 A
Inrush time	0.28 ms
Power factor (min.)	0.9

Controls and Dimming

Dimmable	Yes
----------	-----

Mechanical and Housing

Geometry	-
Housing material	Aluminium
Reflector material	-
Optic material	-
Optical cover/lens material	Polymethyl methacrylate
Gear tray material	Steel
Fixation material	Steel
Optical cover/lens finish	Frosted
Overall length	1130 mm
Overall width	55 mm
Overall height	93 mm
Length	1130 mm

Colour	Aluminium
--------	-----------

Approval and Application

Ingress protection code	IP40 [Wire-protected]
Mech. impact protection code	IK02 [0.2 J standard]

Initial Performance (IEC Compliant)

Initial luminous flux	4000 lm
Luminous flux tolerance	+/-10%
Initial LED luminaire efficacy	138 lm/W
Lamp colour temperature	4000 K
Colour Rendering Index	≥80
Initial chromaticity	(0.38, 0.38) SDCM <3
Initial input power	29 W
Power consumption tolerance	+/-10%

Over Time Performance (IEC Compliant)

Control gear failure rate at median useful life 50000 h	5 %
Lumen maintenance at median useful life* 50000 h	L85

Application Conditions

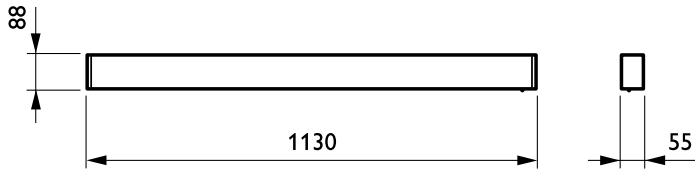
Ambient temperature range	+10 to +40 °C
Performance ambient temperature Tq	25 °C
Maximum dimming level	1%
Suitable for random switching	No

Product Data

Full product code	871869687413400
Order product name	SM530C LED40S/840 PSD PI5 L1130 ALU
EAN/UPC – product	8718696874134
Order code	910504098603
Local Code	SM530C40LNLW
Numerator – quantity per pack	1
Numerator – packs per outer box	1
Material no. (12NC)	910504098603
Net weight (piece)	3.800 kg

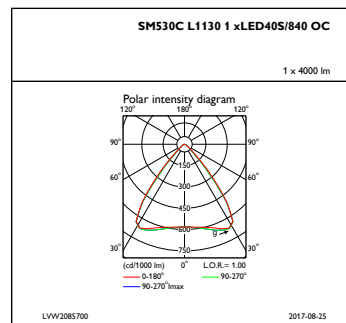
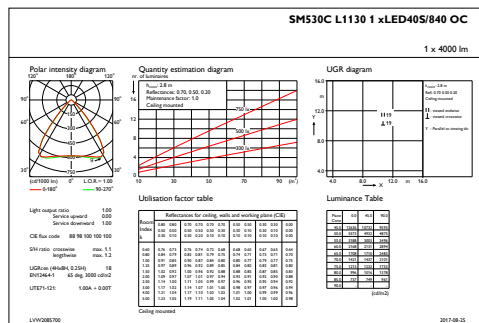
TrueLine, surface-mounted

Dimensional drawing



TrueLine surface-mounted SM530C-SM534C

Photometric data



IFGU1_SM530CL11301xLED40S840OC

IFPC1_SM530CL11301xLED40S840OC

