



# Maxos LED Performer

## 4MX900 581 LED40S/840 PSU WB WH

Maxos LED Performer - Generation 3 - 1 unit for TL-D 58 W - LED module, system flux 4000 lm - 840 neutral white - Power supply unit - Wide beam - White

Customers want to save energy and reduce cost compared to what they are used to with conventional lighting. At the same time, excellent lighting conditions are needed: in industrial environments, to guarantee safety and productivity; and in retail environments, to make the merchandise stand out and attract shoppers. Maxos LED Performer is an extremely flexible solution that delivers low energy consumption and excellent beam shaping at an attractive investment level.

### Product data

General information			
Number of light sources	1 [ 1 pc]	Glow-wire test	650/30 [ Temperature 650 °C, duration 30 s]
Lamp family code	LED40S [ LED module, system flux 4000 lm]	Flammability mark	NO [ -]
Beam angle of light source	120 °	CE mark	CE mark
Light source colour	840 neutral white	ENEC mark	ENEC mark
Light source replaceable	No	Warranty period	5 years
Number of gear units	1 unit	Remarks	*- According to the Lighting Europe guidance paper 'Evaluating performance of LED based luminaires – January 2018': statistically there is no relevant difference in lumen maintenance between the B50 and, for example, the B10. Therefore, the median useful life (B50) value also represents the B10 value.
Driver/power unit/transformer	PSU [ Power supply unit]	Constant light output	No
Driver included	Yes	Number of products on MCB (16 A type B)	24
Optic type	WB [ Wide beam]		
Luminaire light beam spread	90°		
Emergency lighting	No [ -]		
Control interface	-		
Connection	CU3 [ Connection unit 3-pole]		
Cable	-		
Protection class IEC	Safety class I (I)		

# Maxos LED Performer

Photobiological risk	Photobiological risk group 0 @200mm to EN62778
EU RoHS compliant	Yes
Product family code	4MX900 [ Maxos LED Performer]
Unified glare rating CEN	Not applicable

## Light technical

Saturated Red	<50
---------------	-----

## Operating and electrical

Input Voltage	220 to 240 V
Input frequency	50 to 60 Hz
Control signal voltage	0-16 V DC DALI
Inrush current	17.8 A
Inrush time	0.282 ms
Power factor (min.)	0.9

## Controls and dimming

Dimmable	No
----------	----

## Mechanical and housing

Trunking length	581 [ 1 unit for TL-D 58 W]
Housing material	Aluminum
Reflector material	-
Optic material	Polymethyl methacrylate
Optical cover/lens material	Polymethyl methacrylate
Fixation material	Steel
Optical cover/lens finish	Clear
Overall length	1530 mm
Overall width	87 mm
Overall height	82 mm
Colour	White
Dimensions (height x width x depth)	82 x 87 x 1530 mm

## Approval and application

Ingress protection code	IP40 [ Wire-protected]
Mech. impact protection code	IK02 [ 0.2 J standard]
Sustainability rating	-

## Initial performance (IEC compliant)

Initial luminous flux (system flux)	4000 lm
Luminous flux tolerance	+/-10%
Initial LED luminaire efficacy	159 lm/W
Init. Corr. Colour Temperature	4000 K
Init. Colour rendering index	≥80
Initial chromaticity	(0.38, 0.38) SDCM <3.5
Initial input power	25.2 W
Power consumption tolerance	+/-10%

## Over time performance (IEC compliant)

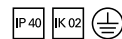
Control gear failure rate at median useful life 50,000 h	5 %
Control gear failure rate at median useful life 100,000 h	10 %
Lumen maintenance at median useful life* 50,000 h	L90
Lumen maintenance at median useful life* 100,000 h	L80

## Application conditions

Ambient temperature range	-20 to +40 °C
Performance ambient temperature Tq	25 °C
Maximum dimming level	Not applicable
Suitable for random switching	Not applicable

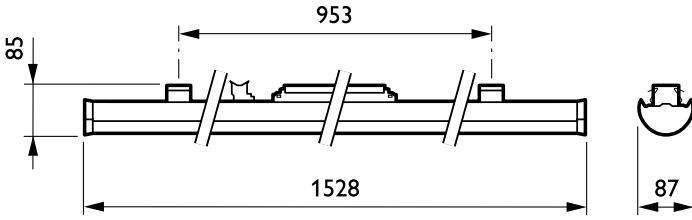
## Product data

Full product code	403073266476499
Order product name	4MX900 581 LED40S/840 PSU WB WH
EAN/UPC – product	4030732664764
Order code	66476499
SAP numerator – quantity per pack	1
Numerator – packs per outer box	2
SAP material	910629140426
Net Weight (Piece)	2.400 kg



# Maxos LED Performer

## Dimensional drawing

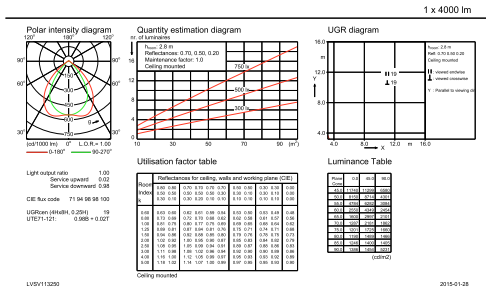


953

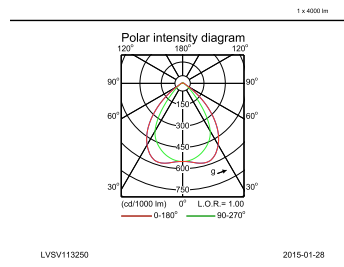
4MX900 581 LED40S/840 PSU WB WH

## Photometric data

4MX900 G3 581 1xLED40S/840 PSU WB



4MX900 G3 581 1xLED40S/840 PSU WB



IFGU\_4MX900 G3 581 1xLED40S/840 PSU WB-General uniform lighting

IFPC\_4MX900 G3 581 1xLED40S/840 PSU WB-Polar Indoor (combined)

