



CoreLine Trunking

LL120X LED90S/840 1x PSU WB 7 WH

CoreLine Trunking - 6 pcs - LED module, system flux 9000 lm -
Power supply unit - Wide beam - - - 7 conductors - - - Feed-
through wiring 7-phase - Ceiling-mounting bracket - White - - -
-

Whether for a new facility or renovation of an existing space, customers want lighting solutions that provide quality of light and substantial energy and maintenance savings. The new CoreLine Trunking range of LED products can be used to replace general lighting. The process of selecting, installing and maintaining is so easy – it's a simple switch.

Product data

General Information			
Number of light sources	6 pcs	Cable	-
Lamp family code	LED90S [LED module, system flux 9000 lm]	Protection class IEC	Safety class I
Beam angle of light source	120 °	Mounting	Ceiling-mounting bracket
Light source color	840 neutral white	Ready-to-install	-
Light source replaceable	No	Glow-wire test	Temperature 650 °C, duration 5 s
Number of gear units	1 unit	Flammability mark	For mounting on normally flammable surfaces
Driver/power unit/transformer	Power supply unit	Accessories included	Mounting bracket for suspension wire
Driver included	Yes	CE mark	CE mark
Optic type	Wide beam	ENEC mark	ENEC mark
Optical cover/lens type	-	Warranty period	3 years + 2 years upon registration
Luminaire light beam spread	88° x 94°	Mechanical accessories	-
Emergency lighting	-	Remarks	*-Per Lighting Europe guidance paper "Evaluating performance of LED based luminaires - January 2018": statistically there is no relevant difference in lumen
Internal wiring	Standard		
Feed-through wiring	Feed-through wiring 7-phase		
Connection	Connection unit 7-pole		

CoreLine Trunking

	maintenance between B50 and for example B10. Therefore the median useful life (B50) value also represents the B10 value.
Constant light output	No
Number of products on MCB of 16 A type B	24
RoHS mark	RoHS mark
Product family code	LL120X [CoreLine Trunking]
Unified glare rating CEN	Not applicable

Light Technical

Light Distribution	Direct lighting
--------------------	-----------------

Operating and Electrical

Input Voltage	220 to 240 V
Input Frequency	50 to 60 Hz
Control signal voltage	0-16 V DC DALI
Circuit	-
Circuit option	7 conductors
Inrush current	19 A
Inrush time	0.28 ms
Power Factor (Min)	0.95

Controls and Dimming

Dimmable	No
----------	----

Mechanical and Housing

Housing Material	Steel
Reflector material	-
Optic material	Acrylate
Optical cover/lens material	Acrylate
Fixation material	Steel
Optical cover/lens finish	Clear
Overall length	3450 mm
Overall width	95 mm
Overall height	52 mm
Height	52 mm
Diameter	-
Color	White

Approval and Application

Ingress protection code	IP20 [Finger-protected]
Mech. impact protection code	IK02 [0.2 J standard]

Initial Performance (IEC Compliant)

Initial luminous flux (system flux)	9000 lm
Luminous flux tolerance	+/-7%
Initial LED luminaire efficacy	141 lm/W
Init. Corr. Color Temperature	4000 K
Init. Color Rendering Index	≥80
Initial chromaticity	(0.38, 0.38) SDCM <3
Initial input power	64 W
Power consumption tolerance	+/-11%

Over Time Performance (IEC Compliant)


Control gear failure rate at median useful life 50000 h	5 %
Lumen maintenance at median useful life* 50000 h	L80

Application Conditions

Ambient temperature range	-20 to +35 °C
Performance ambient temperature Tq	25 °C
Suitable for random switching	No

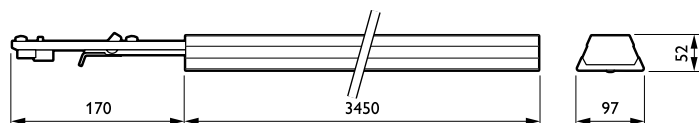
Product Data

Full product code	871869634745400
Order product name	LL120X LED90S/840 1x PSU WB 7 WH
EAN/UPC - Product	8718696347454
Order code	910925863334
Numerator - Quantity Per Pack	1
Numerator - Packs per outer box	1
Material Nr. (12NC)	910925863334
Net Weight (Piece)	6.910 kg




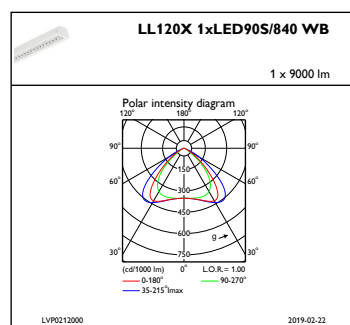
CoreLine Trunking

Dimensional drawing



CoreLine electr. units LL120X-LL122X

Photometric data



IFPC1_LL120X1xLED90S840WB

IFGU1_LL120X1xLED90S840WB

