



Pacific LED gen4

WT470X LED64S/840 WB ACW TW3 L1600

PACIFIC LED GREEN PARKING - 840 neutral white - Wide beam
 - Screw connection with pug and socket

PacificLED gen4 is a highly efficient and reliable LED waterproof luminaire that offers an excellent quality of light, with a uniform light distribution without visible striping or color artefacts. The range offers modular construction to enable ease of upgrade and maintenance. The new optical system provides distortion-free lighting with improved visual guidance, which makes it ideally suited to general industry, warehouses and parking areas. The range also offers the option of multiple optics to ensure an optimized lighting scheme for a wide range of applications. For industrial applications, PacificLED gen4 offers an open product architecture with toolless access to the gear tray and an innovative end-cap design with built-in connector for fast and easy installation. The single-piece mounting clamp ensures no small, loose components which could affect the primary production process.

Product data

| General Information | | Protection class IEC | Safety class I |
|-------------------------------|---------------------------------------|----------------------|---|
| Beam angle of light source | 120 ° | Glow-wire test | Temperature 850 °C, duration 5 s |
| Light source color | 840 neutral white | Flammability mark | For mounting on easily flammable surfaces |
| Light source replaceable | Yes | CE mark | CE mark |
| Number of gear units | 1 unit | ENEC mark | ENEC mark |
| Driver/power unit/transformer | Power supply unit with DALI interface | Warranty period | 5 years |
| Driver included | Yes | Remarks | *-Per Lighting Europe guidance paper "Evaluating performance of LED based luminaires - January 2018": statistically there is no relevant difference in lumen maintenance between B50 and for example B10. Therefore the median useful life (B50) value also represents the B10 value. |
| Optic type | Wide beam | | |
| Luminaire light beam spread | 110° x 110° | | |
| Control interface | DALI | | |
| Connection | Screw connection with pug and socket | | |
| Cable | - | | |

Pacific LED gen4

| | |
|--|-------------------------------------|
| Constant light output | No |
| Number of products on MCB of 16 A type B | 24 |
| RoHS mark | RoHS mark |
| Product family code | WT470X [PACIFIC LED GREEN PARKING] |
| Unified glare rating CEN | 22 |

Operating and Electrical

| | |
|--------------------|-------------|
| Input Voltage | 220-240 V |
| Input Frequency | 50 to 60 Hz |
| Inrush current | 21 A |
| Inrush time | 0.28 ms |
| Power Factor (Min) | 0.98 |

Controls and Dimming

| | |
|----------|-----|
| Dimmable | Yes |
|----------|-----|

Mechanical and Housing

| | |
|-----------------------------|---------------|
| Housing Material | Polycarbonate |
| Reflector material | - |
| Optic material | Polycarbonate |
| Optical cover/lens material | Polycarbonate |
| Fixation material | Steel |
| Optical cover/lens finish | Clear |
| Overall length | 1642 mm |
| Overall width | 96 mm |
| Overall height | 108 mm |
| Color | White |

Approval and Application

| | |
|------------------------------|---|
| Ingress protection code | IP66 [Dust penetration-protected, jet-proof] |
| Mech. impact protection code | IK08 [5 J vandal-protected] |

Initial Performance (IEC Compliant)

| | |
|-------------------------------------|---------|
| Initial luminous flux (system flux) | 6500 lm |
| Luminous flux tolerance | +/-7% |

| | |
|--------------------------------|----------------------|
| Initial LED luminaire efficacy | 138 lm/W |
| Init. Corr. Color Temperature | 4000 K |
| Init. Color Rendering Index | >80 |
| Initial chromaticity | (0.38, 0.38) SDCM <3 |
| Initial input power | 47 W |
| Power consumption tolerance | +/-11% |

Over Time Performance (IEC Compliant)

| | |
|--|------|
| Control gear failure rate at median useful life 50000 h | 5 % |
| Control gear failure rate at median useful life 100000 h | 10 % |
| Lumen maintenance at median useful life* 50000 h | L80 |
| Lumen maintenance at median useful life* 100000 h | L70 |

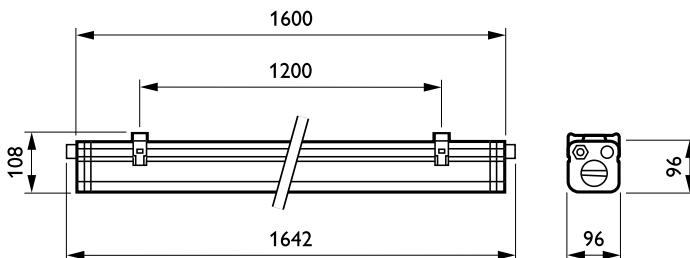
Application Conditions

| | |
|------------------------------------|----------------|
| Ambient temperature range | -25 to +45 °C |
| Performance ambient temperature Tq | 25 °C |
| Maximum dim level | 1% |
| Suitable for random switching | Not applicable |

Product Data

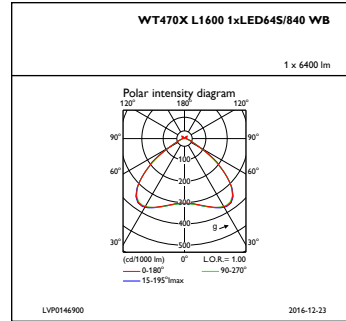
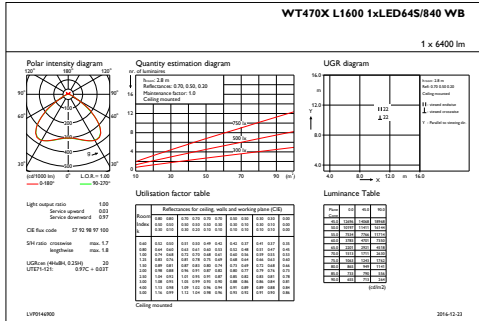
| | |
|---------------------------------|------------------------------------|
| Full product code | 871869638035200 |
| Order product name | WT470X LED64S/840 WB ACW TW3 L1600 |
| EAN/UPC - Product | 8718696380352 |
| Order code | 910925863914 |
| Numerator - Quantity Per Pack | 1 |
| Numerator - Packs per outer box | 1 |
| Material Nr. (12NC) | 910925863914 |
| Net Weight (Piece) | 3.480 kg |

Dimensional drawing



Pacific LED Green Parking WT470X-WT485X

Photometric data



IFGU1_WT470XL16001xLED64S840WB

IFPC1_WT470XL16001xLED64S840WB

