



Pacific LED gen4

WT470X LED64S/840 VWB ACWH TW3 L1600

PACIFIC LED GREEN PARKING - 840 neutral white - Very wide beam - Screw connection with pug and socket

PacificLED gen4 is a highly efficient and reliable LED waterproof luminaire that offers an excellent quality of light, with a uniform light distribution without visible striping or color artefacts. The range offers modular construction to enable ease of upgrade and maintenance.;The new optical system provides distortion-free lighting with improved visual guidance, which makes it ideally suited to general industry, warehouses and parking areas. The range also offers the option of multiple optics to ensure an optimized lighting scheme for a wide range of applications.;For industrial applications, PacificLED gen4 offers an open product architecture with toolless access to the gear tray and an innovative end-cap design with built-in connector for fast and easy installation. The single-piece mounting clamp ensures no small, loose components which could affect the primary production process.

Product data

General Information		Protection class IEC	Safety class I
Beam angle of light source	120°	Glow-wire test	Temperature 850 °C, duration 5 s
Light source color	840 neutral white	Flammability mark	For mounting on easily flammable surfaces
Light source replaceable	Yes	CE mark	CE mark
Number of gear units	1 unit	ENEC mark	ENEC mark
Driver/power unit/transformer	Power supply unit with DALI interface	Warranty period	5 years
Driver included	Yes	Remarks	*-Per Lighting Europe guidance paper "Evaluating performance of LED based luminaires - January 2018": statistically there is no relevant difference in lumen maintenance between B50 and for example B10. Therefore the median useful life (B50) value also represents the B10 value.
Optic type	Very wide beam		
Luminaire light beam spread	120° x 120°		
Control interface	DALI		
Connection	Screw connection with pug and socket		
Cable	-		

Pacific LED gen4

Constant light output	No
Number of products on MCB of 16 A type B	24
RoHS mark	RoHS mark
Product family code	WT470X [PACIFIC LED GREEN PARKING]
Unified glare rating CEN	25

Operating and Electrical

Input Voltage	220-240 V
Input Frequency	50 to 60 Hz
Inrush current	21 A
Inrush time	0.28 ms
Power Factor (Min)	0.98

Controls and Dimming

Dimmable	Yes
----------	-----

Mechanical and Housing

Housing Material	Polycarbonate
Reflector material	-
Optic material	Polycarbonate
Optical cover/lens material	Polycarbonate
Fixation material	Steel
Optical cover/lens finish	Clear
Overall length	1642 mm
Overall width	96 mm
Overall height	108 mm
Color	White

Approval and Application

Ingress protection code	IP66 [Dust penetration-protected, jet-proof]
Mech. impact protection code	IK08 [5 J vandal-protected]

Initial Performance (IEC Compliant)

Initial luminous flux (system flux)	6450 lm
Luminous flux tolerance	+/-7%

Initial LED luminaire efficacy	138 lm/W
Init. Corr. Color Temperature	4000 K
Init. Color Rendering Index	>80
Initial chromaticity	(0.38, 0.38) SDCM <3
Initial input power	46.6 W
Power consumption tolerance	+/-11%

Over Time Performance (IEC Compliant)

Control gear failure rate at median useful life 50000 h	5 %
Control gear failure rate at median useful life 100000 h	10 %
Lumen maintenance at median useful life* 50000 h	L80
Lumen maintenance at median useful life* 100000 h	L70

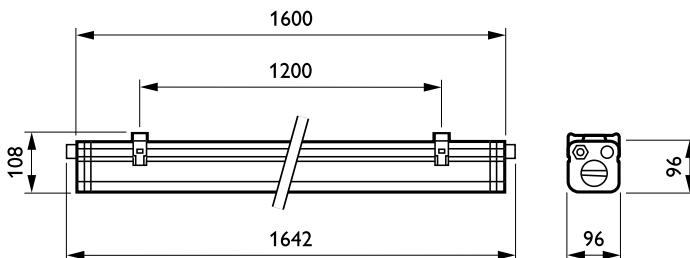
Application Conditions

Ambient temperature range	-25 to +45 °C
Performance ambient temperature Tq	25 °C
Maximum dim level	1%
Suitable for random switching	Not applicable

Product Data

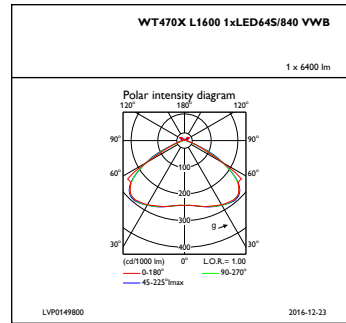
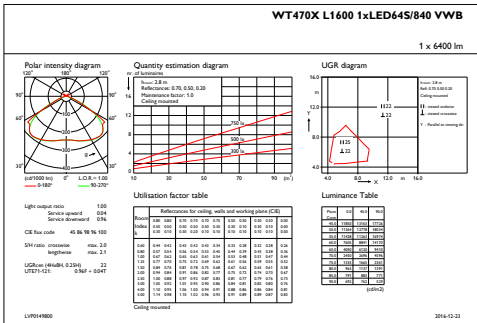
Full product code	871869638046800
Order product name	WT470X LED64S/840 VWB ACWH TW3 L1600
EAN/UPC - Product	8718696380468
Order code	910925863925
Numerator - Quantity Per Pack	1
Numerator - Packs per outer box	1
Material Nr. (12NC)	910925863925
Net Weight (Piece)	3.480 kg

Dimensional drawing



Pacific LED Green Parking WT470X-WT485X

Photometric data



IFGU1_WT470XL16001xLED64S840VWB

IFPC1_WT470XL16001xLED64S840VWB

