



# CoreLine Trunking

## LL120X LED160S/840 PSU NB SMB WH KIT

CoreLine Trunking - 6 pcs - LED module, system flux 16000 lm -  
Power supply unit - Narrow beam - - - - - Ceiling-mounting  
bracket - White - - - -

Whether for a new facility or renovation of an existing space, customers want lighting solutions that provide quality of light and substantial energy and maintenance savings. The new CoreLine Trunking range of LED products can be used to replace general lighting. The process of selecting, installing and maintaining is so easy – it's a simple switch.

### Product data

General Information			
Number of light sources	6 pcs	Cable	-
Lamp family code	LED160S [ LED module, system flux 16000 lm]	Protection class IEC	Safety class I
Beam angle of light source	120 °	Mounting	Ceiling-mounting bracket
Light source color	840 neutral white	Ready-to-install	-
Light source replaceable	No	Glow-wire test	Temperature 650 °C, duration 5 s
Number of gear units	2 units	Flammability mark	For mounting on normally flammable surfaces
Driver/power unit/transformer	Power supply unit	Accessories included	Mounting bracket for suspension wire
Driver included	Yes	CE mark	CE mark
Optic type	Narrow beam	ENEC mark	ENEC mark
Optical cover/lens type	-	Warranty period	3 years + 2 years upon registration
Luminaire light beam spread	48° x 66°	Mechanical accessories	-
Emergency lighting	-	Remarks	* -Per Lighting Europe guidance paper "Evaluating performance of LED based luminaires - January 2018": statistically there is no relevant difference in lumen maintenance between B50 and for example
Control interface	-		
Internal wiring	Standard		
Connection	Connection unit 5-pole		

## CoreLine Trunking

	B10. Therefore the median useful life (B50) value also represents the B10 value.
Constant light output	No
Number of products on MCB of 16 A type B	24
RoHS mark	RoHS mark
Product family code	LL120X [ CoreLine Trunking]
Unified glare rating CEN	Not applicable

### Light Technical

Light Distribution	Direct lighting
--------------------	-----------------

### Operating and Electrical

Input Voltage	220 to 240 V
Input Frequency	50 to 60 Hz
Control signal voltage	0-16 V DC DALI
Circuit	-
Circuit option	-
Initial CLO power consumption	- W
Average CLO power consumption	- W
Inrush current	19 A
Inrush time	0.28 ms
Power Factor (Min)	0.97

### Controls and Dimming

Dimmable	No
----------	----

### Mechanical and Housing

Housing Material	Steel
Reflector material	-
Optic material	Acrylate
Optical cover/lens material	Acrylate
Fixation material	Steel
Optical cover/lens finish	Clear
Overall length	3450 mm
Overall width	95 mm
Overall height	52 mm
Height	52 mm
Diameter	-
Color	White

### Approval and Application

Ingress protection code	IP20 [ Finger-protected]
Mech. impact protection code	IK02 [ 0.2 J standard]

### Initial Performance (IEC Compliant)

Initial luminous flux (system flux)	16000 lm
Luminous flux tolerance	+/-2%
Initial LED luminaire efficacy	148 lm/W
Init. Corr. Color Temperature	4000 K
Init. Color Rendering Index	≥80
Initial chromaticity	(0.38, 0.38) SDCM <3
Initial input power	108 W
Power consumption tolerance	+/-10%

### Over Time Performance (IEC Compliant)

Control gear failure rate at median useful life 50000 h	5 %
Lumen maintenance at median useful life* 50000 h	L80

### Application Conditions

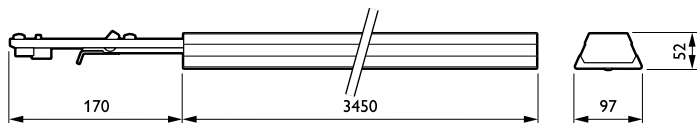
Ambient temperature range	-20 to +35 °C
Performance ambient temperature Tq	25 °C
Maximum dim level	Not applicable
Suitable for random switching	No

### Product Data

Full product code	871869638082600
Order product name	LL120X LED160S/840 PSU NB SMB WH KIT
EAN/UPC - Product	8718696380826
Order code	910925863961
Numerator - Quantity Per Pack	1
Numerator - Packs per outer box	1
Material Nr. (12NC)	910925863961
Net Weight (Piece)	7.280 kg


## CoreLine Trunking

### Dimensional drawing




CoreLine electr. units LL120X-LL122X

### Photometric data



IFGU1\_LL120X1xLED160S840NB



IFPC1\_LL120X1xLED160S840NB

