



# CoreLine Highbay

## BY120P G3 LED105S/840 PSU WB GR

Generation 3 - LED module, system flux 10500 lm - 840 neutral white - Power supply unit - Wide beam - Grey

Following the successful introduction of the CoreLine High-bay in 2013, the upgrade to a new generation of LEDs has further improved colour rendering and total cost of ownership. Designed as a replacement for HPI 250/400 W luminaires, CoreLine High-bay offers customers all the benefits of LED lighting – fresh light quality, longer service lifetime, reduced energy consumption and maintenance – from a trusted manufacturer. At the same time, it delivers clear benefits for the installer too. The luminaire can be installed on the existing grid. Electrical connection is straightforward: there is no need to open the luminaire for installation or servicing. And being smaller and lighter than conventional luminaires, it is very easy to handle.

### Product data

General Information			
Number of light sources	1 [ 1 pc]	Cable	Cord 0.5 m with cable connector 3-pole
Lamp family code	LED105S [ LED module, system flux 10500 lm]	Protection class IEC	Safety class I
Beam angle of light source	- °	Glow-wire test	Temperature 650 °C, duration 5 s
Light source colour	840 neutral white	Flammability mark	F [ For mounting on normally flammable surfaces]
Light source replaceable	No	CE mark	CE mark
Number of gear units	1 unit	ENEC mark	-
Driver/power unit/transformer	PSU [ Power supply unit]	Remarks	*-Per Lighting Europe guidance paper "Evaluating performance of LED based luminaires - January 2018": statistically there is no relevant difference in lumen maintenance between B50 and for example B10. Therefore the median useful life (B50) value also represents the B10 value.
Driver included	Yes	Constant light output	No
Optic type	WB [ Wide beam]		
Optical cover/lens type	PC [ Polycarbonate bowl/cover]		
Luminaire light beam spread	100°		
Control interface	-		
Connection	Connection unit 3-pole		

# CoreLine Highbay

Number of products on MCB	11
RoHS mark	RoHS mark

## Operating and Electrical

Input voltage	220 to 240 V
Input frequency	50 to 60 Hz
Control signal voltage	-
Average CLO power consumption	false W
Inrush current	46 A
Inrush time	0.44 ms
Power factor (min.)	0.9

## Controls and Dimming

Dimmable	No
----------	----

## Mechanical and Housing

Housing material	Aluminium
Reflector material	-
Optic material	Polycarbonate
Optical cover/lens material	Polycarbonate
Fixation material	-
Optical cover/lens finish	Clear
Overall length	382 mm
Overall width	379 mm
Overall height	141 mm
Overall diameter	379 mm
Diameter	-
Colour	Grey

## Approval and Application

Ingress protection code	IP65 [ Dust penetration-protected, jet-proof]
Mech. impact protection code	IK07 [ 2 J reinforced]

## Initial Performance (IEC Compliant)

Initial luminous flux	10500 lm
Luminous flux tolerance	+/-10%
Initial LED luminaire efficacy	125 lm/W
Init. Corr. colour temperature	4000 K
Init. colour rendering index	≥80
Initial chromaticity	(0.38, 0.38) SDCM <5
Initial input power	85 W
Power consumption tolerance	+/-10%

## Over Time Performance (IEC Compliant)

Control gear failure rate at median useful life 50000 h	5 %
Lumen maintenance at median useful life* 50000 h	L70

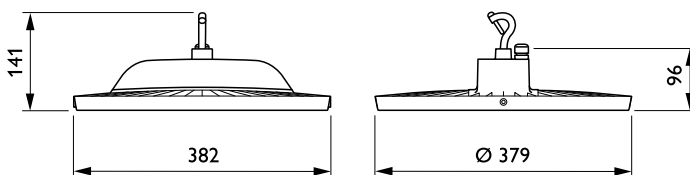
## Application Conditions

Ambient temperature range	-30 to +45 °C
Performance ambient temperature Tq	25 °C
Maximum dimming level	Not applicable

## Product Data

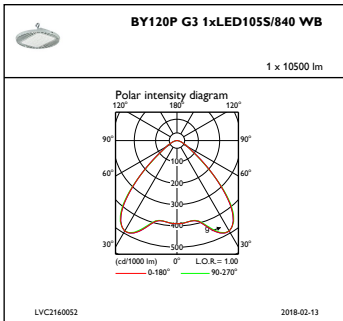
Full product code	871016330144000
Order product name	BY120P G3 LED105S/840 PSU WB GR
EAN/UPC – product	8710163301440
Order code	30144000
Numerator – quantity per pack	1
Numerator – packs per outer box	1
Material no. (12NC)	911401505331
Net weight (piece)	3.300 kg

## Dimensional drawing

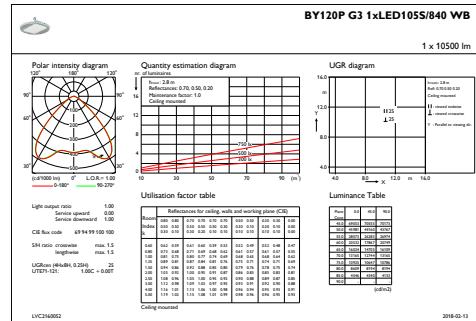


CoreLine High-bay BY120P/BY121P

## Photometric data



IFPC1\_BY120PG31xLED105S840WB



IFGU1\_BY120PG31xLED105S840WB

