



CoreLine Highbay

BY120P G3 LED105S/840 PSU WB GR

Generation 3 - LED module, system flux 10500 lm - 840 neutral white - Power supply unit - Wide beam - Gray

Following the successful introduction of the CoreLine High-bay in 2013, the upgrade to a new generation further improves the total cost of ownership and provides optionally DALI dimming for even further savings. Designed as a replacement for HPI 250/400 W luminaires, CoreLine High-bay G3 offers customers all the benefits of LED lighting – fresh light quality, longer service lifetime, reduced energy consumption and less maintenance – from a trusted manufacturer. At the same time, it delivers clear benefits for the installer too. The luminaire can be installed on the existing grid. Electrical connection is straightforward: there is no need to open the luminaire for installation or servicing. And being smaller and lighter than conventional luminaires, it is very easy to handle.

Product data

General Information			
Number of light sources	1 pc	Control interface	-
Lamp family code	LED105S [LED module, system flux 10500 lm]	Connection	Connection unit 3-pole
Beam angle of light source	- °	Cable	Cable 0.5 m with cable connector 3-pole
Light source color	840 neutral white	Protection class IEC	Safety class I
Light source replaceable	No	Glow-wire test	Temperature 650 °C, duration 5 s
Number of gear units	1 unit	Flammability mark	For mounting on normally flammable surfaces
Driver/power unit/transformer	Power supply unit	CE mark	CE mark
Driver included	Yes	ENEC mark	-
Optic type	Wide beam	Warranty period	3 years + 2 years upon registration
Optical cover/lens type	Polycarbonate bowl/cover	Remarks	*-Per Lighting Europe guidance paper "Evaluating performance of LED based luminaires - January 2018": statistically there is no relevant difference in lumen
Luminaire light beam spread	100°		

CoreLine Highbay

	maintenance between B50 and for example B10. Therefore the median useful life (B50) value also represents the B10 value.
Constant light output	No
Number of products on MCB of 16 A type B	11
RoHS mark	RoHS mark
Light source engine type	LED

Operating and Electrical

Input Voltage	220 to 240 V
Input Frequency	50 to 60 Hz
Control signal voltage	-
Average CLO power consumption	false W
Inrush current	46 A
Inrush time	0.44 ms
Power Factor (Min)	0.9

Controls and Dimming

Dimmable	No
----------	----

Mechanical and Housing

Housing Material	Aluminum
Reflector material	-
Optic material	Polycarbonate
Optical cover/lens material	Polycarbonate
Fixation material	-
Optical cover/lens finish	Clear
Overall length	382 mm
Overall width	379 mm
Overall height	141 mm
Overall diameter	379 mm
Diameter	-
Color	Gray

Approval and Application

Ingress protection code	IP65 [Dust penetration-protected, jet-proof]
-------------------------	---

Mech. impact protection code	IK07 [2 J reinforced]
------------------------------	------------------------

Initial Performance (IEC Compliant)

Initial luminous flux (system flux)	10500 lm
Luminous flux tolerance	+/-10%
Initial LED luminaire efficacy	125 lm/W
Init. Corr. Color Temperature	4000 K
Init. Color Rendering Index	≥80
Initial chromaticity	(0.38, 0.38) SDCM <5
Initial input power	85 W
Power consumption tolerance	+/-10%

Over Time Performance (IEC Compliant)

Control gear failure rate at median useful life 50000 h	5 %
Lumen maintenance at median useful life* 50000 h	L70

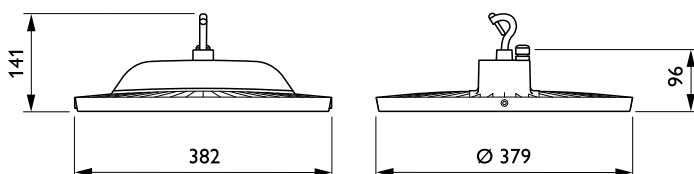
Application Conditions

Ambient temperature range	-30 to +45 °C
Performance ambient temperature Tq	25 °C
Maximum dim level	Not applicable
Suitable for random switching	Yes

Product Data

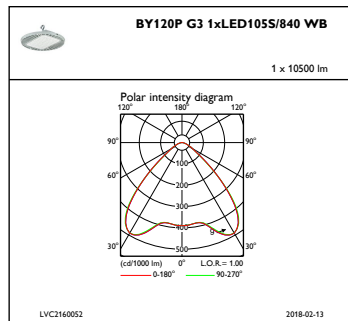
Full product code	871016330144000
Order product name	BY120P G3 LED105S/840 PSU WB GR
EAN/UPC - Product	8710163301440
Order code	911401505331
Numerator - Quantity Per Pack	1
Numerator - Packs per outer box	1
Material Nr. (12NC)	911401505331
Net Weight (Piece)	3.300 kg

Dimensional drawing

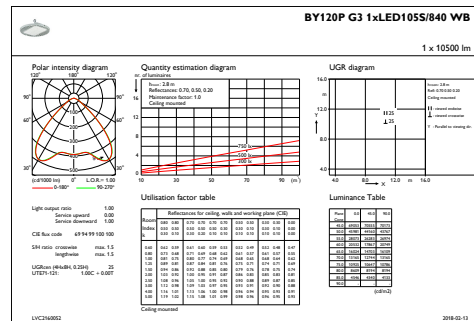


CoreLine High-bay BY120P/BY121P

Photometric data



IFPC1_BY120PG31xLED105S840WB



IFGU1_BY120PG31xLED105S840WB

