



CoreLine Highbay

BY120P G3 LED105S/840 PSD WB GR

Generation 3 - LED module, system flux 10500 lm - 840 neutral white - Power supply unit with DALI interface - Wide beam - Grey

Following the successful introduction of the CoreLine High-bay in 2013, the upgrade to a new generation of LEDs has further improved colour rendering and total cost of ownership. Designed as a replacement for HPI 250/400 W luminaires, CoreLine High-bay offers customers all the benefits of LED lighting – fresh light quality, longer service lifetime, reduced energy consumption and maintenance – from a trusted manufacturer. At the same time, it delivers clear benefits for the installer too. The luminaire can be installed on the existing grid. Electrical connection is straightforward: there is no need to open the luminaire for installation or servicing. And being smaller and lighter than conventional luminaires, it is very easy to handle.

Product data

General Information		Connection	Connection unit 3-pole
Number of light sources	1 [1 pc]	Cable	Cord 0.5 m with cable connector 3-pole
Lamp family code	LED105S [LED module, system flux 10500 lm]	Protection class IEC	Safety class I
Beam angle of light source	- °	Glow-wire test	Temperature 650 °C, duration 5 s
Light source colour	840 neutral white	Flammability mark	F [For mounting on normally flammable surfaces]
Light source replaceable	No	CE mark	CE mark
Number of gear units	1 unit	ENEC mark	-
Driver/power unit/transformer	PSD [Power supply unit with DALI interface]	Remarks	*-Per Lighting Europe guidance paper "Evaluating performance of LED based luminaires - January 2018": statistically there is no relevant difference in lumen maintenance between B50 and for example
Driver included	Yes		
Optic type	WB [Wide beam]		
Optical cover/lens type	PC [Polycarbonate bowl/cover]		
Luminaire light beam spread	100°		
Control interface	DALI		

CoreLine Highbay

	B10. Therefore the median useful life (B50) value also represents the B10 value.
Constant light output	Yes
Number of products on MCB	11
RoHS mark	RoHS mark

Operating and Electrical

Input voltage	220 to 240 V
Input frequency	50 to 60 Hz
Control signal voltage	0-16 V DC DALI
Average CLO power consumption	75 W
Inrush current	46 A
Inrush time	0.25 ms
Power factor (min.)	0.9

Controls and Dimming

Dimmable	yes
----------	-----

Mechanical and Housing

Housing material	Aluminium
Reflector material	-
Optic material	Polycarbonate
Optical cover/lens material	Polycarbonate
Fixation material	-
Optical cover/lens finish	Clear
Overall length	382 mm
Overall width	379 mm
Overall height	141 mm
Overall diameter	379 mm
Diameter	-
Colour	Grey

Approval and Application

Ingress protection code	IP65 [Dust penetration-protected, jet-proof]
Mech. impact protection code	IK07 [2 J reinforced]

Initial Performance (IEC Compliant)

Initial luminous flux	10500 lm
Luminous flux tolerance	+/-10%
Initial LED luminaire efficacy	125 lm/W
Init. Corr. colour temperature	4000 K
Init. colour rendering index	≥80
Initial chromaticity	(0.38, 0.38) SDCM <5
Initial input power	81 W
Power consumption tolerance	+/-10%

Over Time Performance (IEC Compliant)

Control gear failure rate at median useful life 50000 h	5 %
Lumen maintenance at median useful life* 50000 h	L70

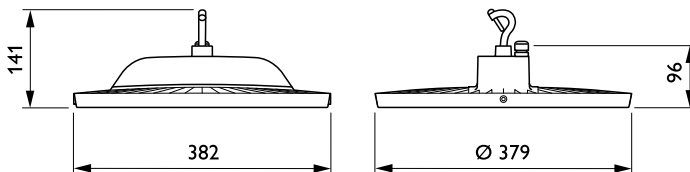
Application Conditions

Ambient temperature range	-30 to +45 °C
Performance ambient temperature Tq	25 °C
Maximum dimming level	10%

Product Data

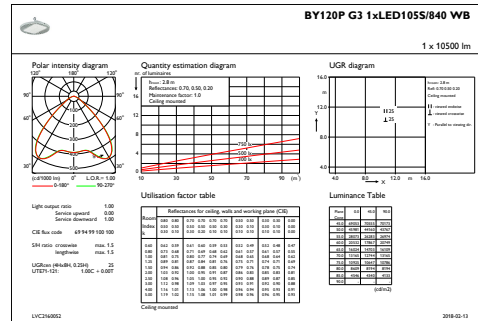
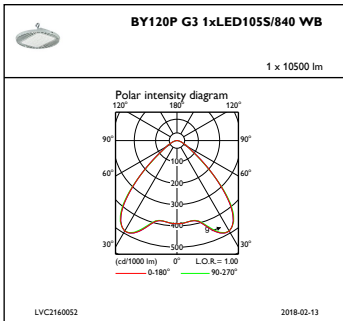
Full product code	871016330146400
Order product name	BY120P G3 LED105S/840 PSD WB GR
EAN/UPC – product	8710163301464
Order code	30146400
Numerator – quantity per pack	1
Numerator – packs per outer box	1
Material no. (12NC)	911401505531
Net weight (piece)	3.300 kg

Dimensional drawing



CoreLine High-bay BY120P/BY121P

Photometric data



IFPC1_BY120PG31xLED105S840WB

IFGU1_BY120PG31xLED105S840WB

