



# Essential SmartBright LED Downlight

## DN027B LED6/WW L150 SQ

Essential SmartBright G2 LED Downlight is value for money product with high efficacy, good quality and reliability. It offers multiple configurations from 300lm to 2000lm output, to replace conventional downlight. It can be used for shopping mall, retail store, residential and office. It's an ideal product family to distribute in trade market.

### Product data

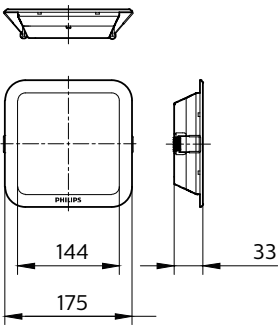
General Information		Temperature	
Light source replaceable	No	Ambient temperature range	-20 to +40 °C
Lighting Technology	LED		
Warranty period	1 years	Controls and Dimming	
		Dimmable	No
		Driver/power unit/transformer	Power supply unit (On/Off)
Light Technical		Mechanical and Housing	
Luminous Flux	600 lm	Housing Material	Plastic
Correlated Color Temperature (Nom)	3000 K	Reflector material	Polycarbonate
Color rendering index (CRI)	80	Optic material	Polycarbonate
Light source color	3000/4000/6500	Housing Color	White
Luminaire light beam spread	110°	Overall length	175 mm
		Overall width	175 mm
Operating and Electrical		Overall height	33 mm
Line Frequency	50 or 60 Hz	Overall diameter	225 mm
Input Frequency	50 or 60 Hz	Dimensions (Height x Width x Depth)	33 x 175 x 175 mm
Power Consumption	7 W		
Power Factor (Fraction)	0.7	Approval and Application	
Connection	Flying leads/wires	Ingress protection code	IP20 [Finger-protected]

# Essential SmartBright LED Downlight

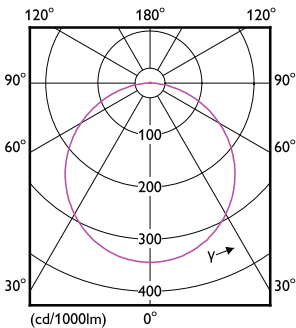

Mech. impact protection code	IK02 [0.2 J standard]
Protection class IEC	Safety class II
Initial Performance (IEC Compliant)	
Initial chromaticity	SDCM<5
Power consumption tolerance	+/-10%
Product Data	
Order product name	DN027B LED6/WW L150 SQ
Full product name	DN027B LED6/WW L150 SQ

Full product code	871016330913299
Order code	911401814797
Material Nr. (12NC)	911401814797
Numerator - Quantity Per Pack	1
EAN/UPC - Product/Case	8710163309132
Numerator - Packs per outer box	24
EAN/UPC - Case	8710163310015

## Dimensional drawing



## Photometric data



General uniform lighting - DN027B LED6/WW L150 SQ

Light Distribution Diagram - DN027B LED6/WW L150 SQ

