



ClearFlood Large

BVP651 LED450-4S/740 OFA52 ALU PSU

ClearFlood large - LED module 45000 lm - LED - Power supply unit - Optiflux asymmetrical axis angle 52° - Gray

ClearFlood Large is designed to meet the requirements of a wide range of floodlighting applications. It also includes all the necessary control features and interfaces to make it future-proof and even more efficient. ClearFlood Large lets you choose the exact number of lumens you need for your application. Incorporating extremely high-efficiency optics and state-of-the-art LEDs, it is a highly competitive solution offering an outstanding lux/euro ratio and energy savings of up to 40% (without the use of additional controls). The wide choice of optics ensures maximum application coverage. ClearFlood Large is easy to install – you simply plug it in and select the best option for your needs. Perfect for replacing conventional technology and enabling intelligent lighting control while retaining the same electrical installation and poles.

Product data

General Information		Protection class IEC	Safety class I (I)
Lamp family code	LED450 [LED module 45000 lm]	Flammability mark	F [For mounting on normally flammable surfaces]
Light source colour	740 neutral white	CE mark	CE mark
Light source replaceable	Yes	ENEC mark	ENEC mark
Number of gear units	2 units	Warranty period	5 years
Driver/power unit/transformer	PSU [Power supply unit]	Outdoor optic type	Optiflux asymmetrical axis angle 52°
Driver included	Yes	Remarks	*-Per Lighting Europe guidance paper "Evaluating performance of LED based luminaires - January 2018": statistically there is no relevant difference in lumen maintenance between B50 and for example B10. Therefore the median useful life (B50)
Optical cover/lens type	FG [Flat glass]		
Luminaire light beam spread	39° - 11° x 98°		
Control interface	-		
Connection	CU5 [Connection unit 5-pole]		
Cable	-		

ClearFlood Large

	value also represents the B10 value. * At extreme ambient temperatures the luminaire might automatically dim down to protect components
Constant light output	No
Number of products on MCB	3
RoHS mark	RoHS mark
LED engine type	LED
Product Family Code	BVP651 [ClearFlood large]

Light Technical

Upward light output ratio	0
Standard tilt angle post-top	0°
Standard tilt angle side entry	0°

Operating and Electrical

Input voltage	220 to 240 V
Input frequency	50 to 60 Hz
Inrush current	13 A
Inrush time	1.32 ms
Power factor (min.)	0.94

Controls and Dimming

Dimmable	No
----------	----

Mechanical and Housing

Housing material	Aluminum die-cast
Reflector material	-
Optic material	Acrylate
Optical cover/lens material	Glass
Fixation material	Steel
Mounting device	MBA [Mounting bracket adjustable]
Optical cover/lens shape	Flat
Optical cover/lens finish	Clear
Overall length	817 mm
Overall width	597 mm
Overall height	80 mm
Effective projected area	0.41 m²

Colour	Gray
--------	------

Approval and Application

Ingress protection code	IP66 [Dust penetration-protected, jet-proof]
Mech. impact protection code	IK08 [5 J vandal-protected]

Initial Performance (IEC Compliant)

Initial luminous flux	38700 lm
Luminous flux tolerance	+/-7%
Initial LED luminaire efficacy	141 lm/W
Init. Corr. colour temperature	4000 K
Init. colour rendering index	≥70
Initial chromaticity	(0.380, 0.390) SDCM <5
Initial input power	275 W
Power consumption tolerance	+/-11%

Over Time Performance (IEC Compliant)

Control gear failure rate at median useful life 100000 h	10 %
Lumen maintenance at median useful life* 100000 h	L93

Application Conditions

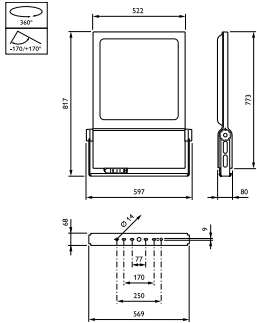
Ambient temperature range	-40 to +50 °C
Performance ambient temperature Tq	25 °C

Product Data

Full product code	871869910776500
Order product name	BVP651 LED450-4S/740 OFA52 ALU PSU
EAN/UPC – product	8718699107765
Order code	10776500
Numerator – quantity per pack	1
Numerator – packs per outer box	1
Material no. (12NC)	912300023732
Net weight (piece)	23.275 kg

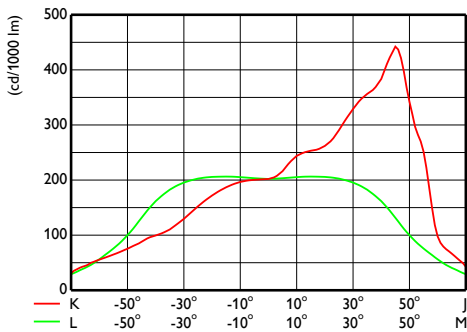
ClearFlood Large

Dimensional drawing




ClearFlood BVP650/651

Photometric data



OFCS1_BVP651T251xLED450-4S740OFA52



OFPC1_BVP651T251xLED450-4S740OFA52

