



ClearFlood Large

BVP651 LED750-4S/740 DM10 ALU PSU

ClearFlood large - LED module 75000 lm - LED - Power supply unit - Distribution medium 10 - Gray

ClearFlood Large is designed to meet the requirements of a wide range of floodlighting applications. It also includes all the necessary control features and interfaces to make it future-proof and even more efficient. ClearFlood Large lets you choose the exact number of lumens you need for your application. Incorporating extremely high-efficiency optics and state-of-the-art LEDs, it is a highly competitive solution offering an outstanding lux/euro ratio and energy savings of up to 50% (without the use of additional controls). The wide choice of optics ensures maximum application coverage. ClearFlood Large is easy to install – you simply plug it in and select the best option for your needs. Perfect for replacing conventional technology and enabling intelligent lighting control while retaining the same electrical installation and poles. Tailor made solution : For tuned project solutions Philips can support with the exclusive L-Tune tool : build required flux to the best balance of life, maintained flux, energy, cost and product type.

Product data

General Information			
Lamp family code	LED750 [LED module 75000 lm]	Connection	Connection unit 5-pole
Light source color	740 neutral white	Cable	-
Light source replaceable	Yes	Protection class IEC	Safety class I
Number of gear units	2 units	Flammability mark	For mounting on normally flammable surfaces
Driver/power unit/transformer	Power supply unit	CE mark	CE mark
Driver included	Yes	ENEC mark	ENEC mark
Optical cover/lens type	Flat glass	Warranty period	5 years
Luminaire light beam spread	157° x 111°	Optic type outdoor	Distribution medium 10
Control interface	-	Remarks	*-Per Lighting Europe guidance paper "Evaluating performance of LED based luminaires - January 2018": statistically there is

ClearFlood Large

	no relevant difference in lumen maintenance between B50 and for example B10. Therefore the median useful life (B50) value also represents the B10 value. * At extreme ambient temperatures the luminaire might automatically dim down to protect components
Constant light output	No
Number of products on MCB of 16 A type B	3
RoHS mark	RoHS mark
Light source engine type	LED
Serviceability class	Class A, luminaire is equipped with serviceable parts (when applicable): LED board, driver, control units, surge protection device, optics, front cover and mechanical parts
Product family code	BVP651 [ClearFlood large]

Light Technical

Upward light output ratio	0
Standard tilt angle posttop	0°
Standard tilt angle side entry	0°

Operating and Electrical

Input Voltage	220 to 240 V
Input Frequency	50 to 60 Hz
Inrush current	13 A
Inrush time	1.32 ms
Power Factor (Min)	0.98

Controls and Dimming

Dimmable	No
----------	----

Mechanical and Housing

Housing Material	Aluminum die cast
Reflector material	-
Optic material	Acrylate
Optical cover/lens material	Glass
Fixation material	Steel
Mounting device	Mounting bracket adjustable
Optical cover/lens shape	Flat
Optical cover/lens finish	Clear
Overall length	817 mm

Overall width	597 mm
Overall height	80 mm
Effective projected area	0.41 m ²
Color	Gray

Approval and Application

Ingress protection code	IP66 [Dust penetration-protected, jet-proof]
Mech. impact protection code	IK08 [5 J vandal-protected]
Surge Protection (Common/Differential)	Luminaire surge protection level until 4 kV differential mode and 4 kV common mode

Initial Performance (IEC Compliant)

Initial luminous flux (system flux)	62320 lm
Luminous flux tolerance	+/-7%
Initial LED luminaire efficacy	126 lm/W
Init. Corr. Color Temperature	4000 K
Init. Color Rendering Index	≥70
Initial chromaticity	(0.380, 0.390) SDCM <5
Initial input power	495 W
Power consumption tolerance	+/-11%

Over Time Performance (IEC Compliant)

Control gear failure rate at median useful life 100000 h	10 %
Lumen maintenance at median useful life* 100000 h	L86

Application Conditions

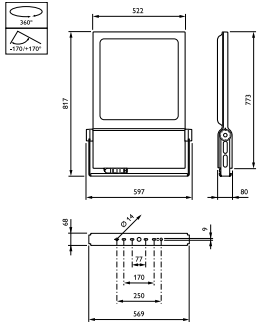
Ambient temperature range	-40 to +50 °C
Performance ambient temperature Tq	25 °C

Product Data

Full product code	871869911283700
Order product name	BVP651 LED750-4S/740 DM10 ALU PSU
EAN/UPC - Product	8718699112837
Order code	912300023795
Numerator - Quantity Per Pack	1
Numerator - Packs per outer box	1
Material Nr. (12NC)	912300023795
Net Weight (Piece)	23.275 kg

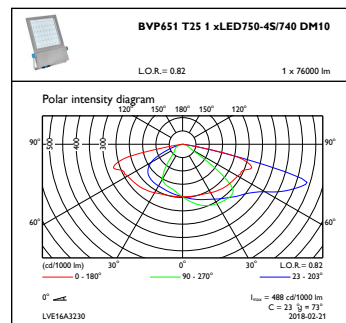
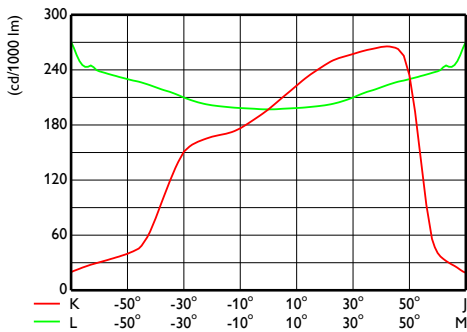
ClearFlood Large

Dimensional drawing



ClearFlood BVP650/651

Photometric data



OFCS1_BVP651T251xLED750-4S740DM10

OFPC1_BVP651T251xLED750-4S740DM10

