



CoreLine Recessed Spot

RS141B LED6-32-/830 PSR PI6 WH

32 ° - 830 warm white - Power supply unit regulating - Push-in connector 6-pole - White

CoreLine Recessed Spot delivers on the CoreLine promise of innovative, easy to use and high-quality luminaires. CoreLine Recessed Spot is a recessed spot range designed to replace halogen-based luminaires. Its halogen-like look and attractive price make it easier for customers to make the switch to LED. This product provides a natural lighting effect for accent lighting applications, as well as instant energy savings and much longer lifetime – an environmentally friendly solution. With the push-in connectors, installation is fast and straightforward.

Product data

General Information			
Beam angle of light source	32 °	Flammability mark	For mounting on normally flammable surfaces
Light source color	830 warm white	CE mark	CE mark
Light source replaceable	No	ENEC mark	-
Number of gear units	1 unit	Warranty period	5 years
Driver/power unit/transformer	Power supply unit regulating	Remarks	*-Per Lighting Europe guidance paper "Evaluating performance of LED based luminaires - January 2018": statistically there is no relevant difference in lumen maintenance between B50 and for example B10. Therefore the median useful life (B50) value also represents the B10 value.
Driver included	Yes	Constant light output	No
Optic type	Beam angle 32°		
Luminaire light beam spread	32°		
Control interface	Analog		
Connection	Push-in connector 6-pole		
Cable	-		
Protection class IEC	Safety class II		
Glow-wire test	Temperature 650 °C, duration 30 s		

CoreLine Recessed Spot

Number of products on MCB of 16 A type - B	
RoHS mark	RoHS mark
Unified glare rating CEN	22

Operating and Electrical

Input Voltage	220 to 240 V
Input Frequency	50 to 60 Hz
Inrush current	7 A
Inrush time	500 ms
Power Factor (Min)	0.9

Controls and Dimming

Dimmable	Yes
----------	-----

Mechanical and Housing

Housing Material	Aluminum die cast
Reflector material	Polycarbonate
Optic material	Polycarbonate
Optical cover/lens material	Polycarbonate
Fixation material	Stainless steel
Optical cover/lens finish	Clear
Overall height	59.5 mm
Overall diameter	95 mm
Color	White

Approval and Application

Ingress protection code	IP44 [Wire-protected, splash-proof]
Mech. impact protection code	IK02 [0.2 J standard]

Initial Performance (IEC Compliant)

Initial luminous flux (system flux)	650 lm
-------------------------------------	--------

Luminous flux tolerance	+/-10%
Initial LED luminaire efficacy	82 lm/W
Init. Corr. Color Temperature	3000 K
Init. Color Rendering Index	85
Initial chromaticity	(0.43, 0.40) SDCM <5
Initial input power	8 W
Power consumption tolerance	+/-10%

Over Time Performance (IEC Compliant)

Control gear failure rate at median useful life 50000 h	5 %
Lumen maintenance at median useful life* L70	50000 h

Application Conditions

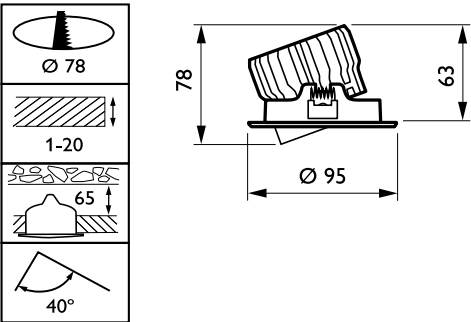
Ambient temperature range	0 to +35 °C
Performance ambient temperature Tq	25 °C
Maximum dim level	10%
Suitable for random switching	Yes

Product Data

Full product code	871869938281099
Order product name	RS141B LED6-32-/830 PSR PI6 WH
EAN/UPC - Product	8718699382810
Order code	912401483035
Numerator - Quantity Per Pack	1
Numerator - Packs per outer box	18
Material Nr. (12NC)	912401483035
Net Weight (Piece)	0.290 kg



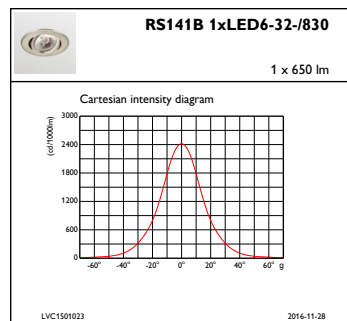
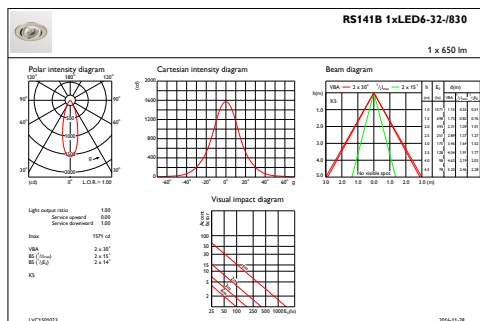
Dimensional drawing



CoreLine RS140B/RS141B

CoreLine Recessed Spot

Photometric data



IFAS1_RS141B1xLED6-32-830

IFCC1_RS141B1xLED6-32-830

