



CoreLine Projector

ST150T LED22S-36-/830 PSU WH

36 ° - 830 warm white - Power supply unit - White and black

The CoreLine Projector is designed to replace halogen and CDM-standard-based projectors for retail and hospitality applications. This track based luminaire supports retailers to let their products stand out, or highlight certain objects. The clean design with integrated driver, and choice in 23 or 36 degree beam angle makes the CoreLine Projector relevant to many applications.

Product data

General Information	
Beam angle of light source	36 °
Light source color	830 warm white
Light source replaceable	No
Number of gear units	1 unit
Driver/power unit/transformer	Power supply unit
Driver included	Yes
Optic type	Beam angle 36°
Luminaire light beam spread	36°
Control interface	-
Connection	Feed-through connector 3-pole
Cable	-
Protection class IEC	Safety class I
Glow-wire test	Temperature 650 °C, duration 5 s
Flammability mark	For mounting on normally flammable surfaces
CE mark	CE mark
ENEC mark	-
Warranty period	5 years
Constant light output	No

Number of products on MCB of 16 A type B	40
RoHS mark	RoHS mark
Operating and Electrical	
Input Voltage	220-240 V
Input Frequency	50 to 60 Hz
Initial CLO power consumption	- W
Average CLO power consumption	24 W
End CLO power consumption	- W
Inrush current	8.7 A
Inrush time	125 ms
Power Factor (Min)	0.9
Controls and Dimming	
Dimmable	No
Mechanical and Housing	
Housing Material	Aluminum
Reflector material	-
Optic material	Polycarbonate

CoreLine Projector

Optical cover/lens material	Polycarbonate
Fixation material	-
Optical cover/lens finish	Textured
Overall length	0 mm
Overall width	180 mm
Overall height	159 mm
Overall diameter	85 mm
Color	White and black

Approval and Application

Ingress protection code	IP20 [Finger-protected]
Mech. impact protection code	IK02 [0.2 J standard]

Initial Performance (IEC Compliant)

Initial luminous flux (system flux)	2200 lm
Luminous flux tolerance	+/-10%
Initial LED luminaire efficacy	90 lm/W
Init. Corr. Color Temperature	3000 K
Init. Color Rendering Index	>80
Initial chromaticity	(0.43, 0.40) SDCM<3
Initial input power	24 W
Power consumption tolerance	+/-10%

Over Time Performance (IEC Compliant)

Control gear failure rate at median useful life	5 %
50000 h	

Lumen maintenance at median useful life*	L70
50000 h	

Application Conditions

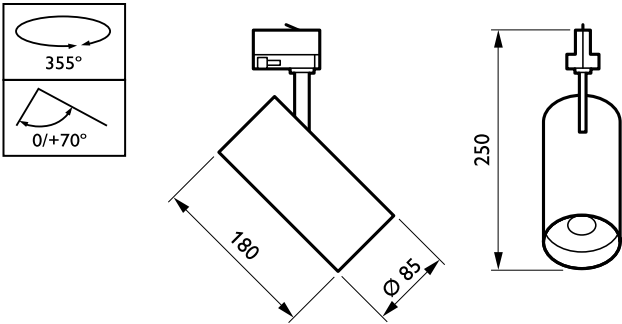
Ambient temperature range	-20 to +40 °C
Performance ambient temperature Tq	25 °C
Maximum dim level	Not applicable
Suitable for random switching	No

Product Data

Full product code	871869979073899
Order product name	ST150T LED22S-36-/830 PSU WH
EAN/UPC - Product	8718699790738
Order code	912401483223
Numerator - Quantity Per Pack	1
Numerator - Packs per outer box	6
Material Nr. (12NC)	912401483223
Net Weight (Piece)	0.710 kg

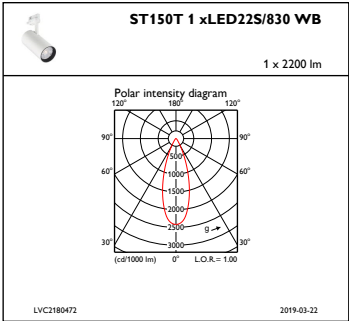


Dimensional drawing

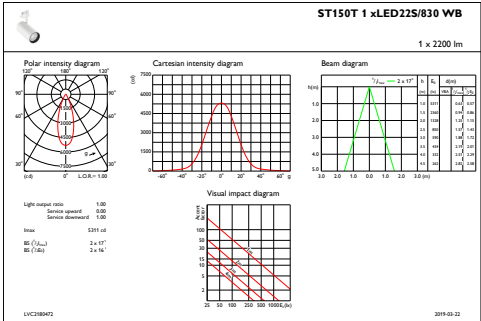


CoreLine Projector ST150T

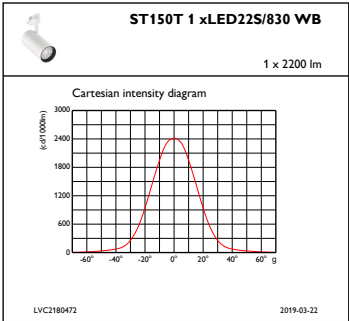
Photometric data



IFPC1_ST150T1xLED22S830WB



IFAS1_ST150T1xLED22S830WB



IFCC1_ST150T1xLED22S830WB

