



CoreLine Projector

ST150T LED22S-36-/840 PSU WH

36 ° - 840 neutral white - Power supply unit - White and black

The CoreLine Projector is designed to replace halogen and CDM-standard-based projectors for retail and hospitality applications. This track based luminaire supports retailers to let their products stand out, or highlight certain objects. The clean design with integrated driver, and choice in 23 or 36 degree beam angle makes the CoreLine Projector relevant to many applications.

Product data

General Information		Operating and Electrical	
Beam angle of light source	36 °	Number of products on MCB of 16 A type B	40
Light source color	840 neutral white	RoHS mark	RoHS mark
Light source replaceable	No	Operating and Electrical	
Number of gear units	1 unit	Input Voltage	220-240 V
Driver/power unit/transformer	Power supply unit	Input Frequency	50 to 60 Hz
Driver included	Yes	Initial CLO power consumption	- W
Optic type	Beam angle 36°	Average CLO power consumption	24 W
Luminaire light beam spread	36°	End CLO power consumption	- W
Control interface	-	Inrush current	8.7 A
Connection	Feed-through connector 3-pole	Inrush time	125 ms
Cable	-	Power Factor (Min)	0.9
Protection class IEC	Safety class I	Controls and Dimming	
Glow-wire test	Temperature 650 °C, duration 5 s	Dimmable	No
Flammability mark	For mounting on normally flammable surfaces	Mechanical and Housing	
CE mark	CE mark	Housing Material	Aluminum
ENEC mark	-	Reflector material	-
Warranty period	5 years	Optic material	Polycarbonate
Constant light output	No		

CoreLine Projector

Optical cover/lens material	Polycarbonate
Fixation material	-
Optical cover/lens finish	Textured
Overall length	0 mm
Overall width	180 mm
Overall height	159 mm
Overall diameter	85 mm
Color	White and black

Approval and Application

Ingress protection code	IP20 [Finger-protected]
Mech. impact protection code	IK02 [0.2 J standard]

Initial Performance (IEC Compliant)

Initial luminous flux (system flux)	2200 lm
Luminous flux tolerance	+/-10%
Initial LED luminaire efficacy	90 lm/W
Init. Corr. Color Temperature	4000 K
Init. Color Rendering Index	>80
Initial chromaticity	(0.38, 0.38) SDCM<3
Initial input power	24 W
Power consumption tolerance	+/-10%

Over Time Performance (IEC Compliant)

Control gear failure rate at median useful life	5 %
50000 h	

Lumen maintenance at median useful life*	L70
50000 h	

Application Conditions

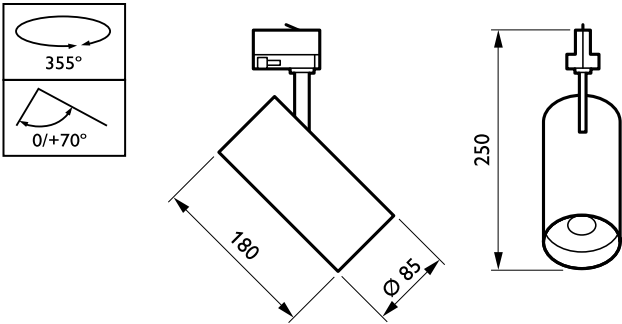
Ambient temperature range	-20 to +40 °C
Performance ambient temperature Tq	25 °C
Maximum dim level	Not applicable
Suitable for random switching	No

Product Data

Full product code	871869979074599
Order product name	ST150T LED22S-36-/840 PSU WH
EAN/UPC - Product	8718699790745
Order code	912401483224
Numerator - Quantity Per Pack	1
Numerator - Packs per outer box	6
Material Nr. (12NC)	912401483224
Net Weight (Piece)	0.710 kg

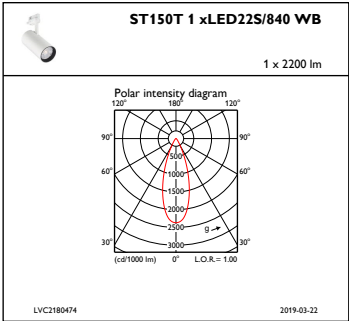


Dimensional drawing

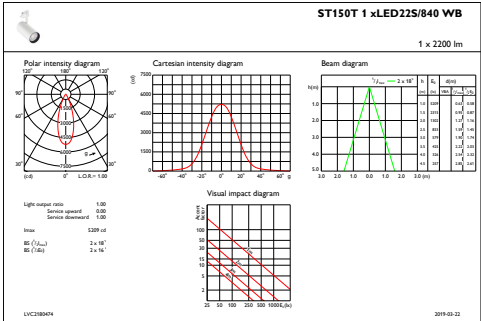


CoreLine Projector ST150T

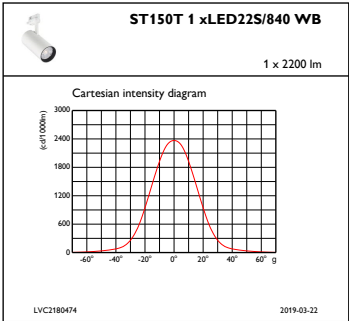
Photometric data



IFPC1_ST150T1xLED22S840WB



IFAS1_ST150T1xLED22S840WB



IFCC1_ST150T1xLED22S840WB

