



MASTER TL-D Super 80



MASTER TL-D Super 80 15W/830 1SL/25

Low-pressure mercury discharge lamps with a tubular 26 mm envelope

Warnings and Safety

- A lamp breaking is extremely unlikely to have any impact on your health. If a lamp breaks, ventilate the room for 30 minutes and remove the parts, preferably with gloves. Put them in a sealed plastic bag and take it to your local waste facilities for recycling. Do not use a vacuum cleaner.

Product data

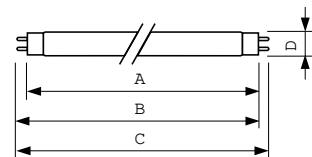
General Information	
Cap-Base	G13 [Medium Bi-Pin Fluorescent]
Flux measurement reference	Sphere
Life to 50% Failures (Nom)	15,000 hour(s)
Light Technical	
Color Code	830 [CCT of 3000K]
Luminous Flux	1,000 lm
Color Designation	Warm White (WW)
Chromaticity Coordinate X (Nom)	0.44
Chromaticity Coordinate Y (Nom)	0.403
Correlated Color Temperature (Nom)	3000 K
Luminous Efficacy (rated) (Nom)	67 lm/W
Color rendering index (CRI)	82
Operating and Electrical	
Power Consumption	15.5 W
Lamp Current (Nom)	0.340 A

Controls and Dimming	
Dimmable	Yes
Mechanical and Housing	
Bulb Shape	T8
Approval and Application	
Energy Efficiency Class	G
Mercury (Hg) Content (Nom)	1.7 mg
Energy Consumption kWh/1000 h	16 kWh
EPREL Registration Number	423407
Product Data	
Order product name	MASTER TL-D Super 80 15W/830 SLV/25
Full product name	MASTER TL-D Super 80 15W/830 1SL/25
Full product code	871150070279140
Order code	70279140
Material Nr. (12NC)	927922283014
Numerator - Quantity Per Pack	1

MASTER TL-D Super 80

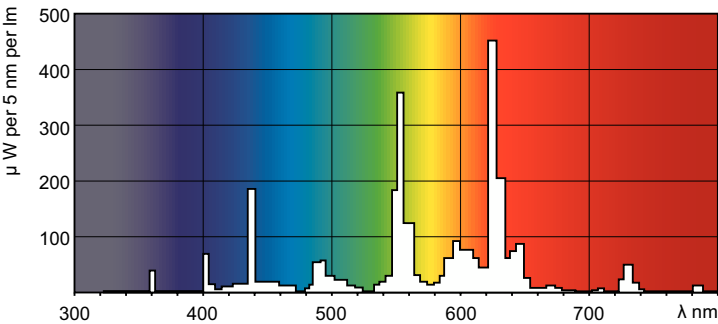
EAN/UPC - Product/Case	8711500702791
Numerator - Packs per outer box	25
EAN/UPC - Case	8711500722270

Dimensional drawing



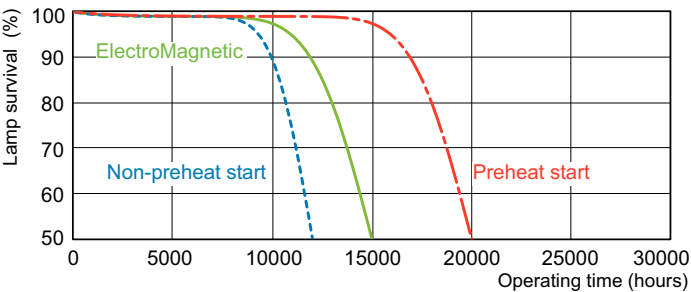
Product	D (max)	A (max)	B (max)	B (min)	C (max)
MASTER TL-D Super 80 15W/830 SLV/25	28 mm	437.4 mm	444.5 mm	442.1 mm	451.6 mm

Photometric data

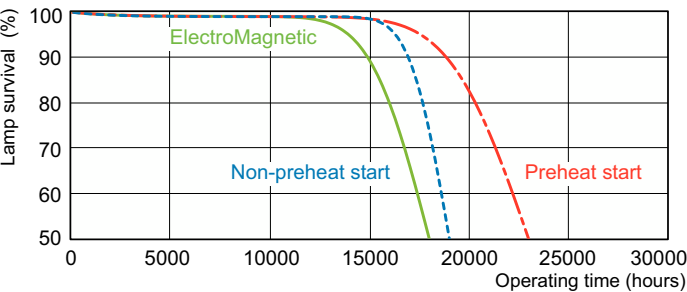


Spectral Power Distribution Colour - MASTER TL-D Super 80 15W/830 SLV/25

Lifetime



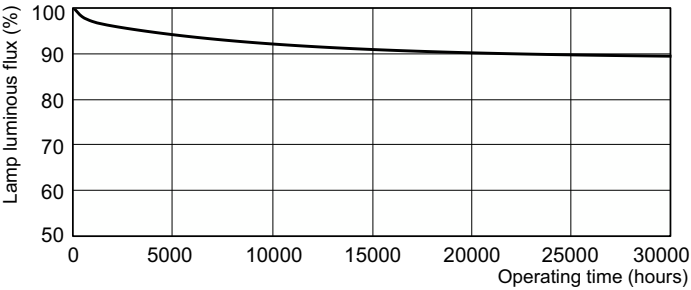
Life Expectancy Diagram - MASTER TL-D Super 80 15W/830 SLV/25



Life Expectancy Diagram - MASTER TL-D Super 80 15W/830 SLV/25

MASTER TL-D Super 80

Lifetime



Lumen Maintenance Diagram - MASTER TL-D Super 80 15W/830 SLV/25

