



MASTER TL-D Super 80

MASTER TL-D Super 80 70W/830 SLV/25

The MASTER TL-D Super 80 lamp offers more lumens per watt and better color rendering than TL-D standard colors. Furthermore, it has a lower mercury content. The lamp can be operated in existing TL-D luminaires.

Warnings and Safety

- A lamp breaking is extremely unlikely to have any impact on your health. If a lamp breaks, ventilate the room for 30 minutes and remove the parts, preferably with gloves. Put them in a sealed plastic bag and take it to your local waste facilities for recycling. Do not use a vacuum cleaner.

Product data

General Information		Controls and Dimming	
Cap-Base	G13 [Medium Bi-Pin Fluorescent]	Dimmable	Yes
Life to 50% Failures (Nom)	15,000 hour(s)		
Light Technical		Mechanical and Housing	
Color Code	830 [CCT of 3000K]	Bulb Shape	T8 [26 mm (T8)]
Luminous Flux	6,200 lm		
Color Designation	Warm White (WW)	Approval and Application	
Correlated Color Temperature (Nom)	3000 K	Mercury (Hg) Content (Nom)	3.0 mg
Luminous Efficacy (rated) (Nom)	89 lm/W	Energy Consumption kWh/1000 h	81 kWh
Color rendering index (CRI)	>80		
Operating and Electrical		Product Data	
Power Consumption	70.0 W	Order product name	MASTER TL-D Super 80 70W/830 SLV/25
Lamp Current (Nom)	0.690 A	Full product name	MASTER TL-D Super 80 70W/830 SLV/25
		Full product code	871150061598540
		Order code	927923883014
		Material Nr. (12NC)	927923883014
		Numerator - Quantity Per Pack	1

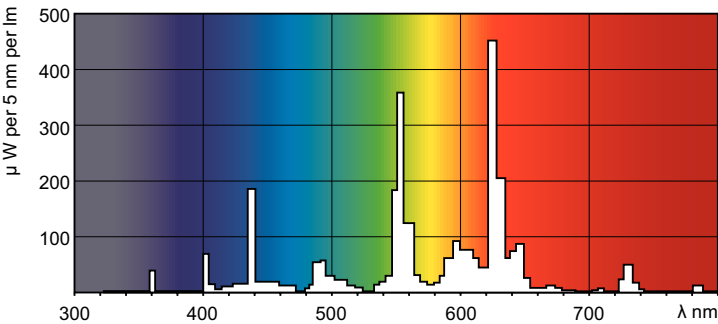
MASTER TL-D Super 80

EAN/UPC - Product/Case	8711500615985
Numerator - Packs per outer box	25
EAN/UPC - Case	8711500615992

Dimensional drawing

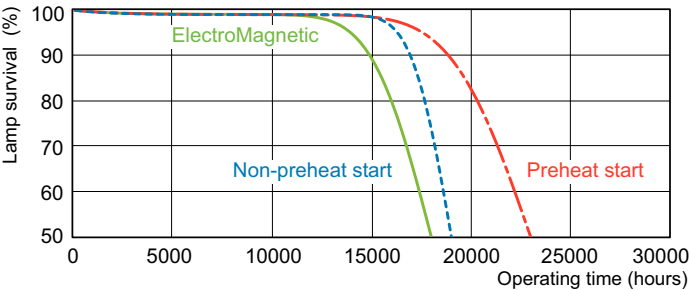
Product	D (max)	A (max)	B (max)	B (min)	C (max)
MASTER TL-D Super 80 70W/830 SLV/25	28 mm	1,763.8 mm	1,770.9 mm	1,768.5 mm	1,778 mm

Photometric data



Spectral Power Distribution Colour - MASTER TL-D Super 80 70W/830 SLV/25

Lifetime

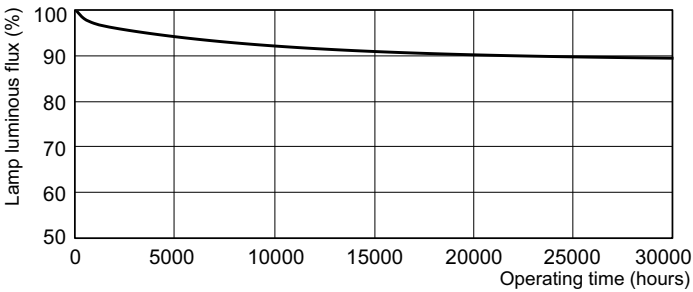


Life Expectancy Diagram - MASTER TL-D Super 80 70W/830 SLV/25

Life Expectancy Diagram - MASTER TL-D Super 80 70W/830 SLV/25

MASTER TL-D Super 80

Lifetime



Lumen Maintenance Diagram - MASTER TL-D Super 80 70W/830 SLV/25

