



MASTER PL-S 2 Pin

MASTER PL-S 9W/827/2P 1CT/10

MASTER PL-S is an efficient low-wattage compact fluorescent lamp, typically used for decorative and orientation purposes. The original Philips-invented bridge technology guarantees optimum performance in the application, enabling more light and higher efficacy than the bended technology. The 2-pin version is designed for operation on electromagnetic gear and is provided with a plug-in/pull-out lamp base

Product data

General Information	
Cap base	G23 [G23]
Life to 10% failures (nom.)	0 h
Life to 50% failures (nom.)	10000 h
LSF 2000 h Rated	99 %
LSF 4000 h Rated	98 %
LSF 6000 h Rated	95 %
LSF 8000 h Rated	86 %
Light Technical	
Colour Code	827 [CCT of 2,700 K]
Lamp Luminous Flux 25°C EL (Nom)	600 lm
Lamp Luminous Flux (Nom)	583 lm
Colour Designation	Incandescent White
Colour Temperature, horizontal (Nom)	2700 K
Lamp Luminous Efficacy EM (Nom)	67 lm/W
Colour Rendering Index, horiz (Nom)	82
LLMF 2000 h Rated	94 %
LLMF 4000 h Rated	91 %
LLMF 6000 h Rated	89 %

LLMF 8000 h Rated	86 %
Operating and Electrical	
Power (Rated) (Nom)	8.7 W
Lamp current (nom.)	0.170 A
Temperature	
Design temperature (nom.)	28 °C
Controls and Dimming	
Dimmable	no
Mechanical and Housing	
Cap base information	2P
Approval and Application	
Energy efficiency label (EEL)	A
Mercury (Hg) content (nom.)	1.4 mg
Energy Consumption kWh/1000 h	11 kWh

MASTER PL-S 2 Pin

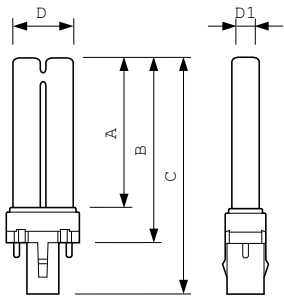
Product Data	
Full product code	871869960700500
Order product name	MASTER PL-S 9W/827/2P 1CT/10
EAN/UPC – product	8718699607005
Order code	927936082765
Numerator – quantity per pack	1

Numerator – packs per outer box	10
Material no. (12NC)	927936082765
Net weight (piece)	32.000 g
ILCOS Code	FSD-9/27/1B-I-G23

Warnings and Safety

- Use only with electromagnetic control gear
- Lamp light technical and electrical characteristics are influenced by operating conditions, i.e. lamp ambient temperature and operating position
- Dimming is not possible
- A lamp breaking is extremely unlikely to have any impact on your health. If a lamp breaks, ventilate the room for 30 minutes and remove the parts, preferably with gloves. Put them in a sealed plastic bag and take it to your local waste facilities for recycling. Do not use a vacuum cleaner.

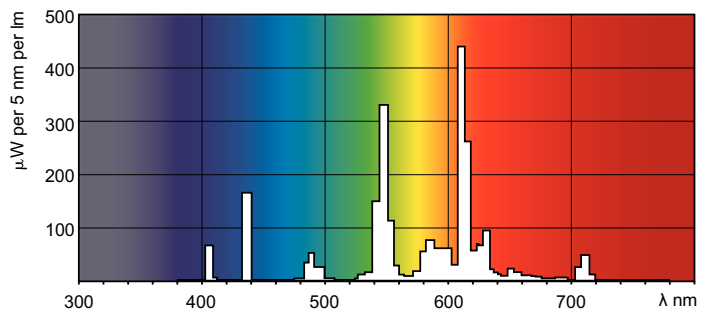
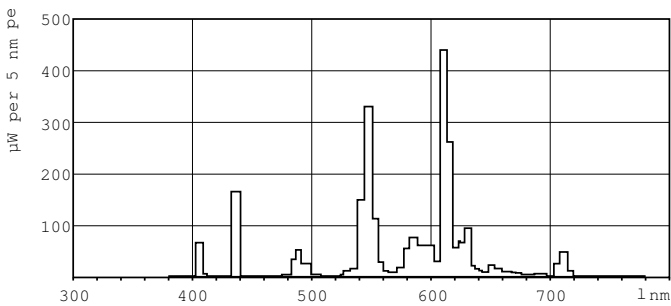
Dimensional drawing



PL-S 9W/827/2P LM

Product	D (max)	D1 (max)	A (max)	B (max)	C (max)
MASTER PL-S 9W/827/2P 1CT/10	28 mm	13 mm	129 mm	145 mm	167 mm

Photometric data



MASTER PL-S 2 Pin

Lifetime

