



MASTER TL5 Circular

MASTER TL5 Circular 40W/827 1CT/10

This circular TL5 lamp (tube diameter 16 mm) offers extended design possibilities. The slim tube allows the creation of extremely flat luminaires and enables omnidirectional light distribution. It is suitable for a wide range of professional and semi-professional applications, and is ideal for use in shops, offices and public areas with unconventional layouts.

Warnings and Safety

- A lamp breaking is extremely unlikely to have any impact on your health. If a lamp breaks, ventilate the room for 30 minutes and remove the parts, preferably with gloves. Put them in a sealed plastic bag and take it to your local waste facilities for recycling. Do not use a vacuum cleaner.

Product data

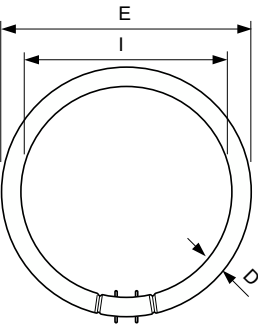
General Information	
Cap-Base	2GX13 [2GX13]
Light Technical	
Color Code	827 [CCT of 2700K]
Luminous Flux	3,300 lumen
Color Designation	Incandescent White
Correlated Color Temperature (Nom)	2700 K
Luminous Efficacy (rated) (Nom)	83 lm/W
Color rendering index (CRI)	82
Operating and Electrical	
Power Consumption	39.9 W
Lamp Current (Nom)	0.320 A

Controls and Dimming	
Dimmable	Yes
Mechanical and Housing	
Bulb Shape	C-T5 [C-T5 16 mm]
Approval and Application	
Mercury (Hg) Content (Nom)	2.5 mg
Energy Consumption kWh/1000 h	44 kWh
Product Data	
Full product code	871150064275225
Order product name	MASTER TL5 Circular 40W/827 1CT/10
Order code	927965582713
Numerator - Quantity Per Pack	1
Numerator - Packs per outer box	10
Material Nr. (12NC)	927965582713

MASTER TL5 Circular


Full product name	MASTER TL5 Circular 40W/827 1CT/10
EAN/UPC - Case	8711500642769
EAN/UPC - Product/Case	8711500642752

Dimensional drawing



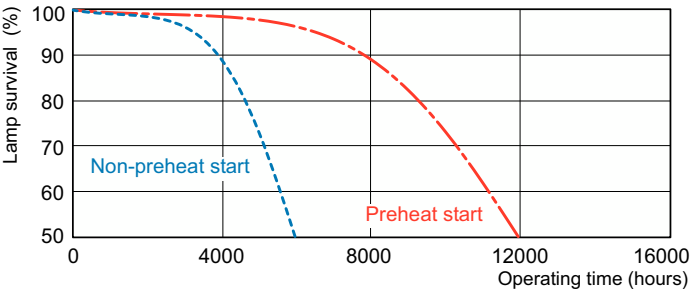
Product	D (max)	D (min)	E (min)	E (max)	I (min)	I (max)
MASTER TL5 Circular 40W/827 1CT/10	18 mm	14 mm	293 mm	305 mm	260 mm	272 mm

Photometric data

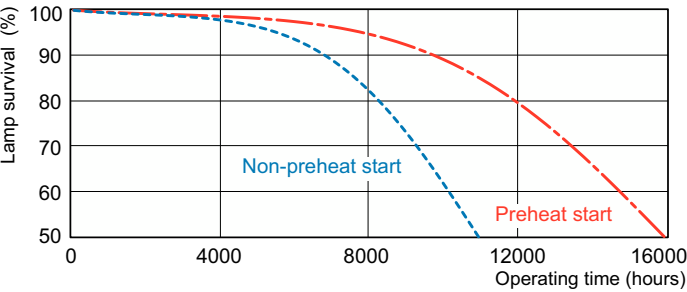


Spectral Power Distribution Colour - MASTER TL5 Circular 40W/827 1CT/10

Lifetime



Life Expectancy Diagram - MASTER TL5 Circular 40W/827 1CT/10



Life Expectancy Diagram - MASTER TL5 Circular 40W/827 1CT/10

MASTER TL5 Circular

Lifetime



Lumen Maintenance Diagram - MASTER TL5 Circular 40W/827 1CT/10

