



# MASTER TL-E Circular Super 80

## TL-E 40W/830 1CT/12

This circular TL lamp (tube diameter 29 mm) enables omni-directional light distribution. It is suitable for use in a wide range of luminaires for various purposes, including decorative ones, in 'human' applications such as schools, offices, shops and homes, and for lighting of residential areas.

### Product data

General Information		LLMF 8000 h Rated	
Cap-Base	G10Q [ G10q]		80 %
Life to 50% Failures (Nom)	13000 h	<b>Operating and Electrical</b>	
LSF 2000 h Rated	98 %	Power (Rated) (Nom)	40.0 W
LSF 4000 h Rated	77 %	Lamp Current (Nom)	0.420 A
LSF 6000 h Rated	60 %	Voltage (Nom)	110 V
LSF 8000 h Rated	45 %	<b>Temperature</b>	
<b>Light Technical</b>		Design Temperature (Nom)	25 °C
Color Code	830 [ CCT of 3000K]	<b>Controls and Dimming</b>	
Luminous Flux (Nom)	3200 lm	Dimmable	Yes
Luminous Flux (Rated) (Nom)	3200 lm	<b>Approval and Application</b>	
Color Designation	Warm White (WW)	Energy Efficiency Label (EEL)	A
Correlated Color Temperature (Nom)	3000 K	Mercury (Hg) Content (Nom)	8 mg
Luminous Efficacy (rated) (Nom)	80 lm/W	Energy Consumption kWh/1000 h	44 kWh
Color Rendering Index (Nom)	80	<b>Product Data</b>	
LLMF 2000 h Rated	89 %	Full product code	871150028476115
LLMF 4000 h Rated	84 %		
LLMF 6000 h Rated	81 %		

# MASTER TL-E Circular Super 80

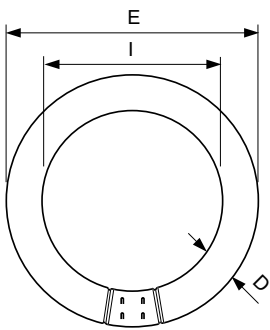
Order product name	TL-E 40W/830 1CT/12
EAN/UPC - Product	8711500284761
Order code	928027483070
Numerator - Quantity Per Pack	1
Numerator - Packs per outer box	12

Material Nr. (12NC)	928027483070
Net Weight (Piece)	0.250 kg
ILCOS Code	FSC-40/30/1B-E-G10q-29/400

## Warnings and Safety

- A lamp breaking is extremely unlikely to have any impact on your health. If a lamp breaks, ventilate the room for 30 minutes and remove the parts, preferably with gloves. Put them in a sealed plastic bag and take it to your local waste facilities for recycling. Do not use a vacuum cleaner.

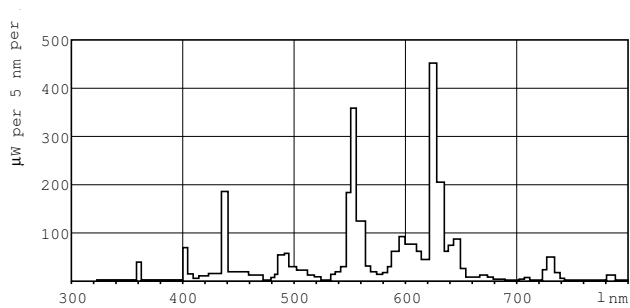
## Dimensional drawing



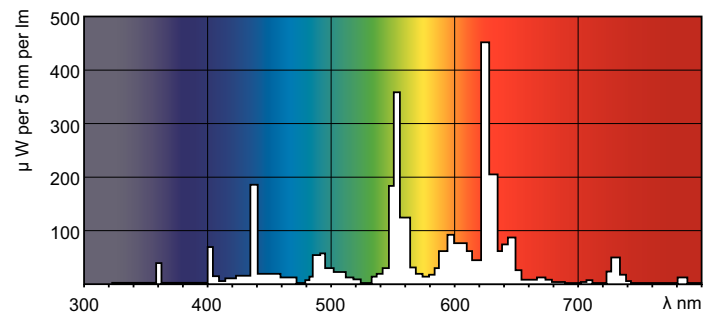
TL-E 40W/830

Product	D (max)	D (min)	E (min)	E (max)	I (min)	I (max)
TL-E 40W/830 1CT/12	30.9 mm	27.1 mm	393.7 mm	406.4 mm	341.0 mm	347.7 mm

## Photometric data



Lightcolor /830



Lightcolor /830

## MASTER TL-E Circular Super 80

