



Architectural MSA

MSA 2500 DE 1 BOX

The high luminous efficacy and optimal lamp filling of the double ended Architectural MSA lamps create high beam intensity and excellent color rendering. While the compact arc of the lamp allows efficient beam control and high intensity. Ideal to illuminate architecture of all types at night.

Product data

General Information	
Base	(P)SFC [(P)SFC]
Operating Position	Horizontal +/- 15 D [Horizontal +/- 15 D]
Main Application	Architectural
Life to 50% Failures (Nom)	2500 h
System Description	Double Ended
Light Technical	
Color Code	856
Initial lumen (Nom)	250000 lm
Chromaticity Coordinate X (Nom)	330
Chromaticity Coordinate Y (Nom)	360
Correlated Color Temperature (Nom)	5600 K
Luminous Efficacy (rated) (Nom)	100 lm/W
Color Rendering Index (Nom)	90
Operating and Electrical	
Power (Rated) (Nom)	2500 W
Lamp Current (Nom)	22.5 A

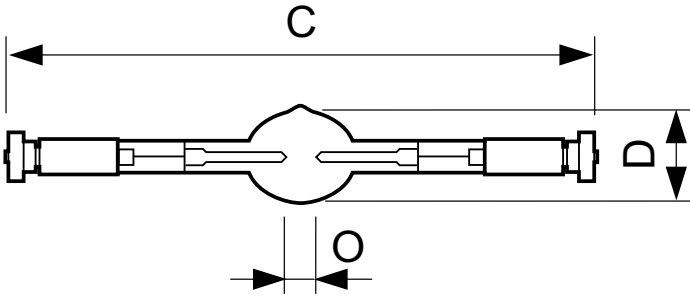
Ignition Supply Voltage (Min)	198 V
Controls and Dimming	
Dimmable	No
Luminaire Design Requirements	
Bulb Temperature (Max)	980 °C
Pinch Temperature (Max)	300 °C
Product Data	
Order product name	MSA 2500 DE UNP/1
EAN/UPC - Product	8718291548300
Order code	136192
Numerator - Quantity Per Pack	1
Numerator - Packs per outer box	1
Material Nr. (12NC)	928099405103
Net Weight (Piece)	0.245 kg

Architectural MSA

Warnings and Safety

- A lamp breaking is extremely unlikely to have any impact on your health. If a lamp breaks, ventilate the room for 30 minutes and remove the parts, preferably with gloves. Put them in a sealed plastic bag and take it to your local waste facilities for recycling. Do not use a vacuum cleaner.
- Lamp contains mercury. Manage in Accord with Disposal Laws. See: www.lamprecycle.org or 1-800-555-0050

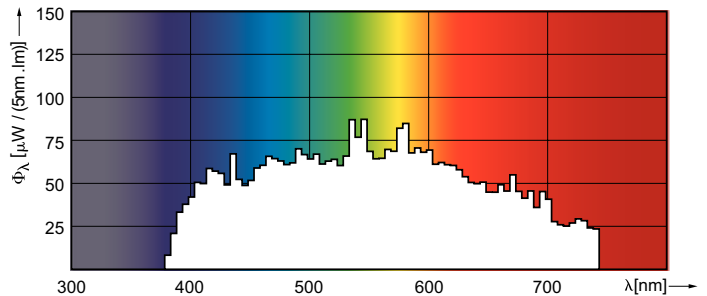
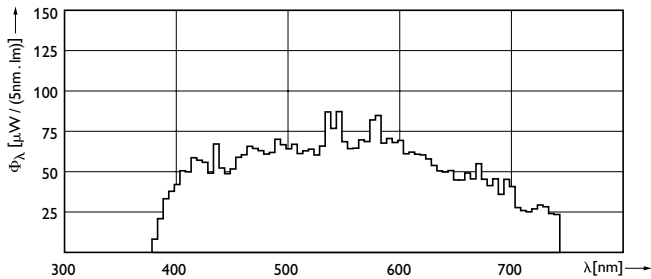
Dimensional drawing



Product	D (max)	O	C (max)
MSA 2500 DE UNP/1	41 mm	25 mm	364 mm

MSA 2500 DE

Photometric data



MSA 2500 DE

MSA 2500 DE

