



# MASTERColour CDM-T Elite

## MASTERColour CDM-T Elite 35W/930 G12 1CT/12

Single-ended, very high-efficiency, long-life Ceramic Metal Halide discharge lamp producing crisp white sparkling light with high color rendering

### Warnings and Safety

- Use only in totally enclosed luminaire, even during testing (IEC61167, IEC 62035, IEC60598)
- The luminaire must be able to contain hot lamp parts if the lamp ruptures
- Use only with electronic control gear. 35W & 70W lamps may also use electromagnetic gear.
- Control gear must include end-of-life protection (IEC61167, IEC 62035)
- A lamp breaking is extremely unlikely to have any impact on your health. If a lamp breaks, ventilate the room for 30 minutes and remove the parts, preferably with gloves. Put them in a sealed plastic bag and take it to your local waste facilities for recycling. Do not use a vacuum cleaner.

### Product data

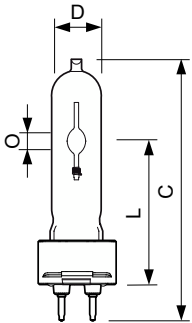
<b>Operating and Electrical</b>		<b>Correlated Color Temperature (Nom)</b> 3000 K	
Power Consumption	39.1 W	Luminous Efficacy (rated) (Nom)	98 lm/W
Voltage (Nom)	85 V	Color rendering index (CRI)	90
Voltage (Nom)	85 V		
<b>General Information</b>		<b>Controls and Dimming</b>	
Cap-Base	G12 [G12]	Dimmable	No
Operating Position	UNIVERSAL [Any or Universal (U)]		
<b>Light Technical</b>		<b>Mechanical and Housing</b>	
Color Code	930 [CCT of 3000K]	Bulb Finish	Clear
Color Designation	Warm White (WW)	Bulb Shape	T19 [T 19mm]
Chromaticity Coordinate X (Nom)	0.435		
Chromaticity Coordinate Y (Nom)	0.395	<b>Approval and Application</b>	
		Mercury (Hg) Content (Nom)	4.7 mg

# MASTERC colour CDM-T Elite

Energy Consumption kWh/1000 h	43 kWh
<b>Product Data</b>	
Full product code	871869648451700
Order product name	MASTERC CDM-T Elite 35W/930 G12 1CT/12
Order code	48451700
Numerator - Quantity Per Pack	1

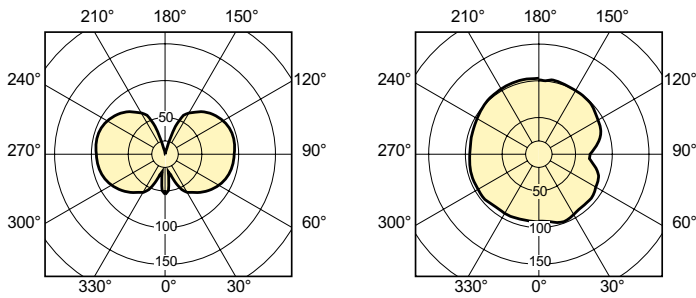
Numerator - Packs per outer box	12
Material number (12NC)	928185205129
Full product name	MASTERC colour CDM-T Elite 35W/930 G12 1CT/12
EAN/UPC - Case	8718696484524

## Dimensional drawing

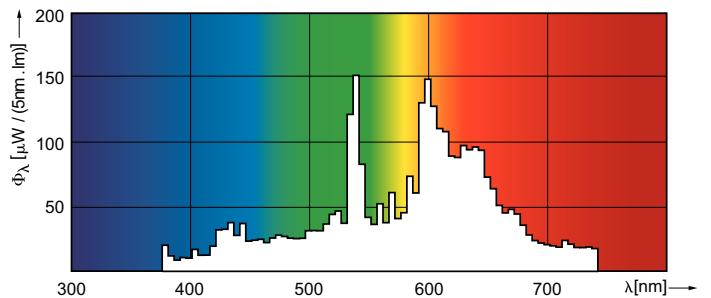


Product	D (max)	O	L (min)	L (max)	L	C (max)
MASTERC CDM-T Elite 35W/930 G12 1CT/12	20 mm	4.8 mm	55 mm	57 mm	56 mm	103 mm

## Photometric data



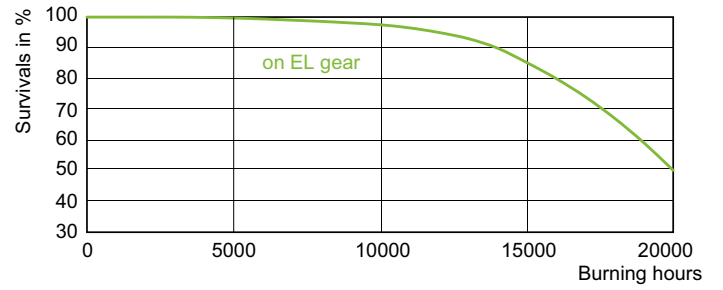
Light Distribution Diagram - MASTERC CDM-T Elite 35W/930 G12 1CT/12



Spectral Power Distribution Colour - MASTERC CDM-T Elite 35W/930 G12 1CT/12

# MASTERC colour CDM-T Elite

## Lifetime



Lumen Maintenance Diagram - MASTERC CDM-T Elite 35W/930 G12 1CT/12

Life Expectancy Diagram - MASTERC CDM-T Elite 35W/930 G12 1CT/12

