



MASTERColour CDM-TC Elite

MASTERC CDM-TC Elite 35W/930 G8.5 1CT/12

Compact, single-ended, very high-efficiency, long-life ceramic metal-halide discharge lamp producing crisp white sparkling light with high color rendering

Warnings and Safety

- Use only in totally enclosed luminaire, even during testing (IEC61167, IEC 62035, IEC60598)
- The luminaire must be able to contain hot lamp parts if the lamp ruptures
- Use only with electronic control gear
- Control gear must include end-of-life protection (IEC61167, IEC 62035)
- A lamp breaking is extremely unlikely to have any impact on your health. If a lamp breaks, ventilate the room for 30 minutes and remove the parts, preferably with gloves. Put them in a sealed plastic bag and take it to your local waste facilities for recycling. Do not use a vacuum cleaner.

Product data

General Information		Arc Length O (Nom)	
Cap-Base	G8.5 [G8.5]	4.8 mm	
Operating Position	UNIVERSAL [Any or Universal (U)]		
Life to 50% Failures (Nom)	20,000 hour(s)		
Light Technical		Operating and Electrical	
Color Code	930 [CCT of 3000K]	Power Consumption	39.1 W
Color Designation	Warm White (WW)	Voltage (Nom)	85 V
Chromaticity Coordinate X (Nom)	0.435	Voltage (Nom)	85 V
Chromaticity Coordinate Y (Nom)	0.396		
Correlated Color Temperature (Nom)	3000 K	Controls and Dimming	
Luminous Efficacy (rated) (Nom)	102 lm/W	Dimmable	No
Color rendering index (CRI)	90		
		Mechanical and Housing	
		Bulb Finish	Clear
		Bulb Shape	T14 [T 14 mm]

MASTERC colour CDM-TC Elite

Approval and Application

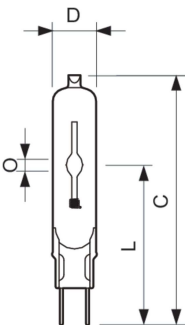
Mercury (Hg) Content (Nom)	4.7 mg
Energy Consumption kWh/1000 h	43 kWh

Product Data

Order product name	MASTERC CDM-TC Elite 35W/930 G8.5 1CT/12
Full product name	MASTERC CDM-TC Elite 35W/930 G8.5 1CT/12
Full product code	871869648467800

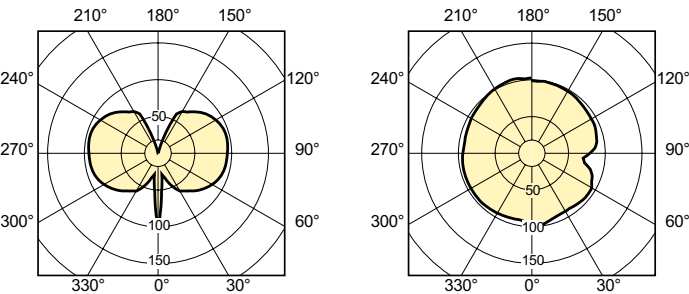
Order code	928189105129
Material Nr. (12NC)	928189105129
Numerator - Quantity Per Pack	1
EAN/UPC - Product/Case	8718696484678
Numerator - Packs per outer box	12
EAN/UPC - Case	8718696484685

Dimensional drawing

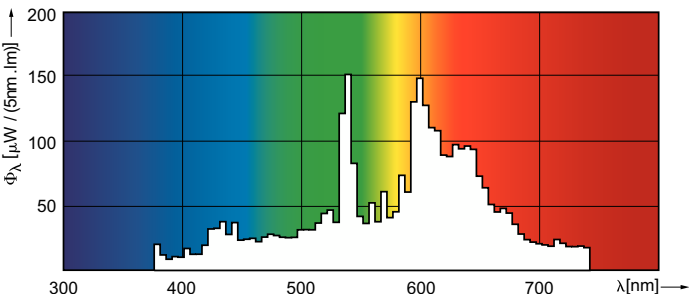


Product	D (max)	O	L (min)	L (max)	L	C (max)
MASTERC CDM-TC Elite 35W/930 G8.5 1CT/12	15 mm	4.8 mm	51 mm	53 mm	52 mm	85 mm

Photometric data



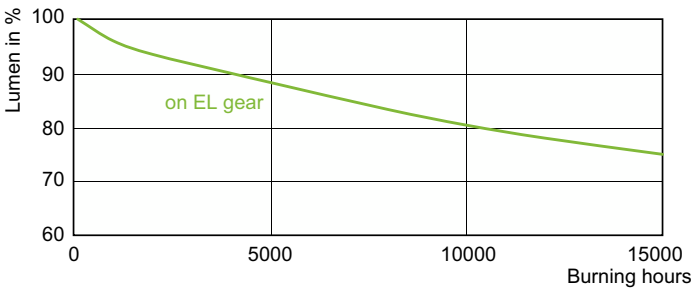
Light Distribution Diagram - MASTERC CDM-TC Elite 35W/930 G8.5 1CT/12



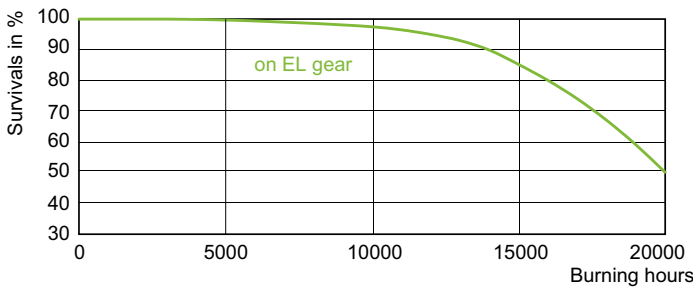
Spectral Power Distribution Colour - MASTERC CDM-TC Elite 35W/930 G8.5 1CT/12

MASTERC colour CDM-TC Elite

Lifetime



Lumen Maintenance Diagram - MASTERC CDM-TC Elite 35W/930 G8.5 1CT/12



Life Expectancy Diagram - MASTERC CDM-TC Elite 35W/930 G8.5 1CT/12

