



MASTERColour CDM-TC Elite

MASTERC CDM-TC Elite 70W/942 G8.5 1CT

Single-ended, compact size, high-efficiency Ceramic Metal Halide discharge lamp

Warnings and Safety

- Use only in totally enclosed luminaire, even during testing (IEC61167, IEC 62035, IEC60598)
- The luminaire must be able to contain hot lamp parts if the lamp ruptures
- Use only with electronic control gear
- Control gear must include end-of-life protection (IEC61167, IEC 62035)
- A lamp breaking is extremely unlikely to have any impact on your health. If a lamp breaks, ventilate the room for 30 minutes and remove the parts, preferably with gloves. Put them in a sealed plastic bag and take it to your local waste facilities for recycling. Do not use a vacuum cleaner.

Product data

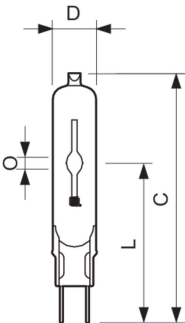
General Information		Operating and Electrical	
Cap-Base	G8.5	Power Consumption	73.2 W
Operating Position	UNIVERSAL [Any or Universal (U)]	Voltage (Nom)	88 V
Life to 50% Failures (Nom)	15,000 h	Voltage (Nom)	88 V
Light Technical		Controls and Dimming	
Color Code	942 [CCT of 4200K]	Dimmable	No
Color Designation	Cool White (CW)	Mechanical and Housing	
Chromaticity Coordinate X (Nom)	0.365	Bulb Finish	Clear
Chromaticity Coordinate Y (Nom)	0.363	Bulb Shape	T14
Correlated Color Temperature (Nom)	4200 K	Approval and Application	
Luminous Efficacy (rated) (Nom)	102 lm/W	Mercury (Hg) Content (Nom)	6.6 mg
Color rendering index (CRI)	92		
Arc Length O (Nom)	7.75 mm		

MASTERC colour CDM-TC Elite

Energy Consumption kWh/1000 h	80 kWh
Product Data	
Order product name	MASTERC CDM-TC Elite 70W/942 G8.5 1CT
Full product name	MASTERC CDM-TC Elite 70W/942 G8.5 1CT
Full product code	871869648473900
Local code description	CDMTCEL70W942
Order code	928193905129

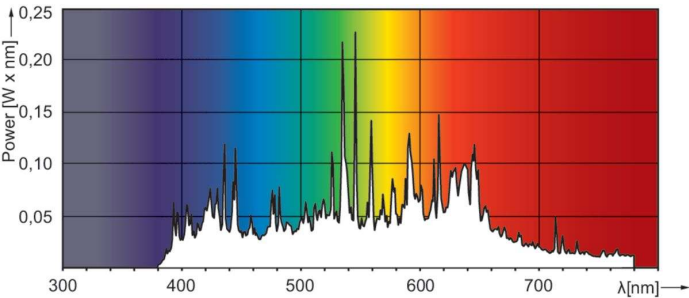
Material Nr. (12NC)	928193905129
Local order code	CDMTCEL70W942
Numerator - Quantity Per Pack	1
EAN/UPC - Product/Case	8718696484739
Numerator - Packs per outer box	12
EAN/UPC - Case	8718696484746

Dimensional drawing

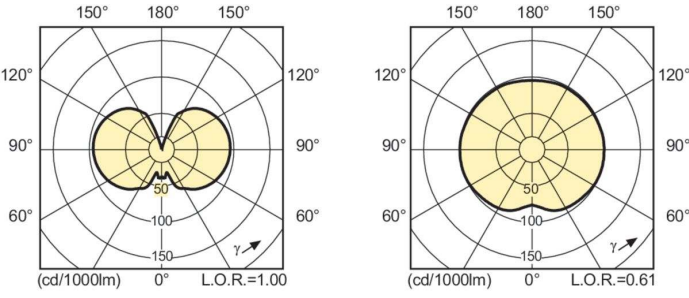


Product	D (max)	O	L (min)	L (max)	L	C (max)
MASTERC CDM-TC Elite 70W/942 G8.5 1CT	15 mm	7.75 mm	51 mm	53 mm	52 mm	85 mm

Photometric data



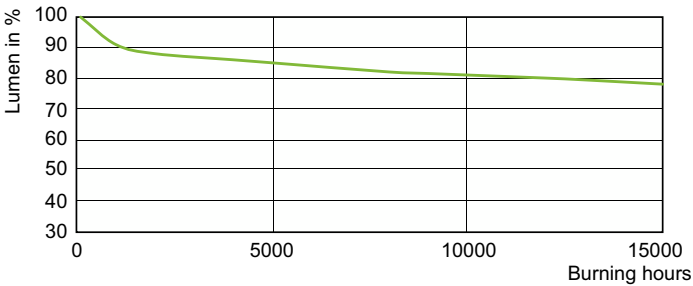
Spectral Power Distribution Colour - MASTERC CDM-TC Elite 70W/942 G8.5 1CT



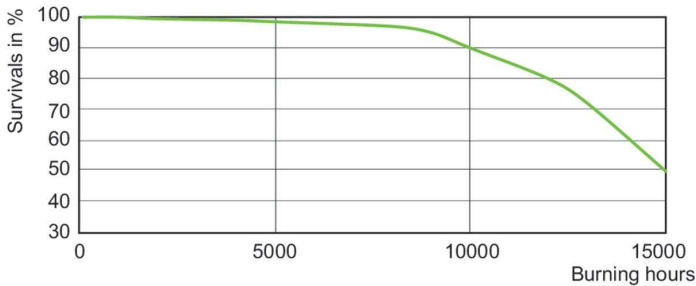
Light Distribution Diagram - MASTERC CDM-TC Elite 70W/942 G8.5 1CT

MASTERC colour CDM-TC Elite

Lifetime



Lumen Maintenance Diagram - MASTERC CDM-TC Elite 70W/942 G8.5 1CT



Life Expectancy Diagram - MASTERC CDM-TC Elite 70W/942 G8.5 1CT

