

PHILIPS

Lighting



MASTERColour CDM-R111 Elite

MASTERColour CDM-R111 Elite CDM-R111 Elite 35W/930 GX8.5 40D

MASTERColour CDM-R111 Elite combines the trendy look of 111 mm aluminium-reflector halogen lamps with the long life, high energy efficiency and crisp white light of MASTERColour CDM.

Product data

| General Information | |
|-----------------------------|----------------------------|
| Cap base | GX8.5 [GX8.5] |
| Operating position | UNIVERSAL [Any/Universal] |
| Life to 5% failures (nom.) | 8000 h |
| Life to 10% failures (nom.) | 5500 h |
| Life to 20% failures (nom.) | 10500 h |
| Life to 50% failures (nom.) | 12000 h |
| ANSI code HID | C130/O |
| Switching cycle | 1050X |
| Light Technical | |
| Colour code | 930 [CCT of 3.000 K] |
| Beam Angle (Nom) | 40 ° |
| Beam angle technical | 36 ° |
| Beam angle technical | 45 ° |
| Beam angle technical | 27 ° |
| Luminous intensity (min.) | 3500 cd |
| Luminous intensity (nom.) | 4500 cd |
| Beam description | Flood [Flood] |
| Colour designation | Warm white (WW) |

| | |
|--|---------|
| Lumen maintenance 12,000 hours (nom.) | 70 % |
| Lumen maintenance 2,000 hours (nom.) | 90 % |
| Lumen maintenance 4,000 hours (nom.) | 85 % |
| Design mean lumens | 1500 lm |
| Chromaticity coordinate X (nom.) | 0.432 |
| Chromaticity coordinate Y (nom.) | 0.392 |
| Correlated colour temperature (nom.) | 3000 K |
| Luminous efficacy (rated) (nom.) | 46 lm/W |
| Color rendering index (min.) | 87 |
| Color rendering index (nom.) | 90 |
| LLMF at end of nominal lifetime (nom.) | 70 % |
| Luminous Flux in 90° Cone (Rated) | 1750 lm |

| Operating and Electrical | |
|----------------------------------|---------|
| Power (Rated) (Nom) | 39 W |
| Lamp current (EM) (nom.) | 0.440 A |
| Re-ignition time (min.) (max.) | 15 min |
| Warm-up time to 60% light (nom.) | 120 s |
| Ignition time (max.) | 30 s |
| Voltage (Max) | 97 V |

MASTERColour CDM-R111 Elite

| | |
|---------------|------|
| Voltage (Min) | 81 V |
| Voltage (Nom) | 89 V |

Controls and Dimming

| | |
|------------------------|-------|
| Dimmable | no |
| Run-up time 90% (max.) | 3 min |

Mechanical and Housing

| | |
|-------------|-----------|
| Bulb finish | Reflector |
|-------------|-----------|

Approval and Application

| | |
|-------------------------------|--------|
| Energy efficiency label (EEL) | A |
| Mercury (Hg) content (nom.) | 4.7 mg |
| Energy Consumption kWh/1000 h | 43 kWh |

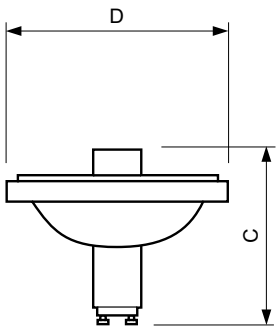
Product Data

| | |
|---------------------------------|--|
| Full product code | 871829168952200 |
| Order product name | MASTERColour CDM-R111 Elite CDM-R111 Elite 35W/930 GX8.5 40D |
| EAN/UPC – product | 8718291689522 |
| Order code | 68952200 |
| Local Code | 35CDMER11193040 |
| Numerator – quantity per pack | 1 |
| Numerator – packs per outer box | 6 |
| Material no. (12NC) | 928195505330 |
| Net weight (piece) | 96.000 g |
| ILCOS Code | MRS/UB-35/930-H-GX8.5-111/88/40 |

Warnings and Safety

- Control gear must include end-of-life protection (IEC61167, IEC 62035)
- Use only with electronic control gear. 35W/930 lamps may also use electromagnetic gear.
- A lamp breaking is extremely unlikely to have any impact on your health. If a lamp breaks, ventilate the room for 30 minutes and remove the parts, preferably with gloves. Put them in a sealed plastic bag and take it to your local waste facilities for recycling. Do not use a vacuum cleaner.

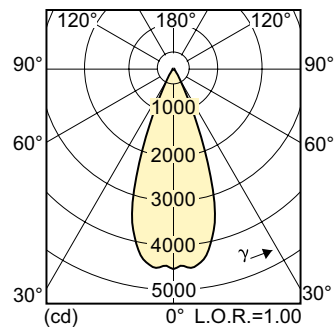
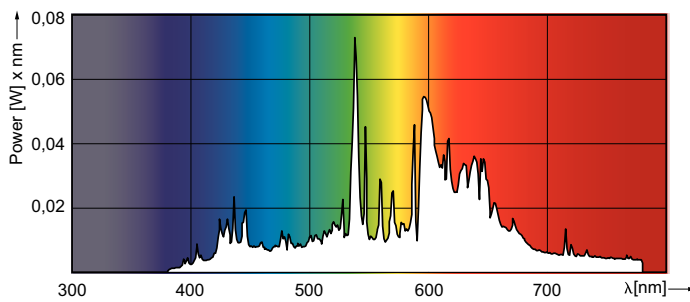
Dimensional drawing



CDM-R111 Elite 35W/930 40D

| Product | D (max) | C (max) |
|--|---------|---------|
| MASTERColour CDM-R111 Elite CDM-R111 Elite 35W/930 GX8.5 40D | 111 mm | 95 mm |

Photometric data



MASTERCcolour CDM-R111 Elite

