



# MASTER HPI Plus

## HPI Plus 400W/645 BU E40 1CT/6

Quartz metal halide lamps with opalized outer bulb

### Warnings and Safety

- Use only in totally enclosed luminaire, even during testing (IEC61167, IEC 62035, IEC60598)
- The luminaire must be able to contain hot lamp parts if the lamp ruptures
- For use with control gear designed for high-pressure mercury or sodium lamps
- A lamp breaking is extremely unlikely to have any impact on your health. If a lamp breaks, ventilate the room for 30 minutes and remove the parts, preferably with gloves. Put them in a sealed plastic bag and take it to your local waste facilities for recycling. Do not use a vacuum cleaner.

### Product data

General Information	
Cap-Base	E40
Operating Position	H [Hanging or Base Up (BU)]
Life to 50% Failures (Nom)	20,000 hour(s)
Light Technical	
Color Code	645 [CCT of 4500K]
Color Designation	Cool White (CW)
Chromaticity Coordinate X (Nom)	367
Chromaticity Coordinate Y (Nom)	374
Correlated Color Temperature (Nom)	4500 K
Luminous Efficacy (rated) (Nom)	80 lm/W
Color rendering index (CRI)	65
Operating and Electrical	
Power Consumption	405 W
Voltage (Nom)	125 V

Voltage (Nom)	125 V
Controls and Dimming	
Dimmable	No
Mechanical and Housing	
Bulb Finish	Coated glass
Bulb Shape	BD120
Approval and Application	
Mercury (Hg) Content (Nom)	67 mg
Energy Consumption kWh/1000 h	434 kWh
Product Data	
Order product name	HPI Plus 400W/645 BU E40 1CT/6
Full product name	HPI Plus 400W/645 BU E40 1CT/6
Full product code	871829167623200
Order code	928481100096

MASTER HPI Plus

Material Nr. (12NC)	928481100096
Numerator - Quantity Per Pack	1
EAN/UPC - Product/Case	8718291676232
Numerator - Packs per outer box	6

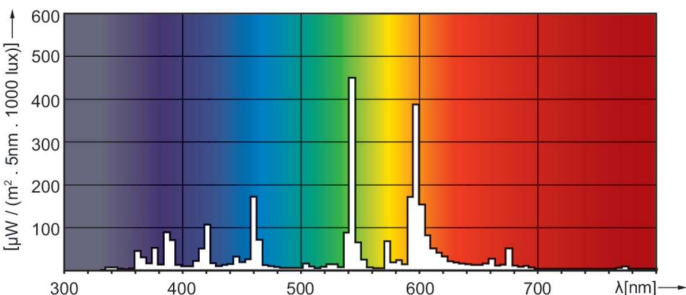
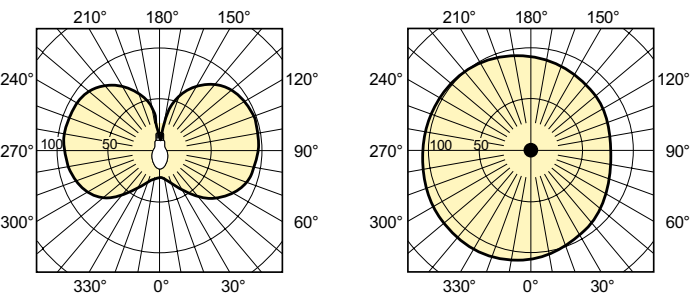
EAN/UPC - Case	8718291676249
----------------	---------------

Dimensional drawing



Product	D (max)	C (max)
HPI Plus 400W/645 BU E40 1CT/6	122 mm	290 mm

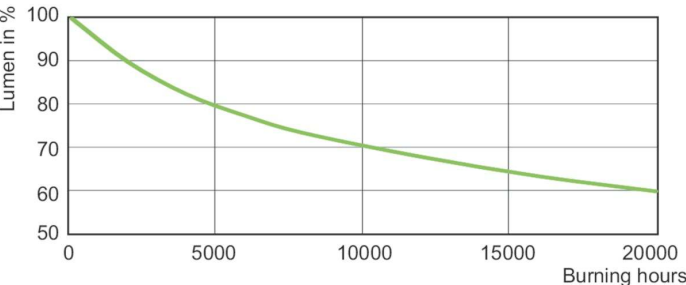
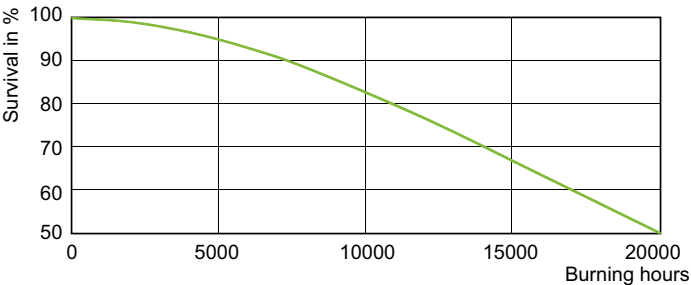
Photometric data



Light Distribution Diagram - HPI Plus 400W/645 BU E40 1CT/6

Spectral Power Distribution Colour - HPI Plus 400W/645 BU E40 1CT/6

Lifetime



Life Expectancy Diagram - HPI Plus 400W/645 BU E40 1CT/6

Lumen Maintenance Diagram - HPI Plus 400W/645 BU E40 1CT/6

## MASTER HPI Plus

