



SON

SON 150W E E40 CO 1SL/12

High Pressure Sodium lamp with opalized ovoid outer bulb

Warnings and Safety

- Control gear must include end-of-life protection (IEC60662, IEC 62035)
- Control gear must include end-of-life protection (IEC60662, IEC 62035)
- A lamp breaking is extremely unlikely to have any impact on your health. If a lamp breaks, ventilate the room for 30 minutes and remove the parts, preferably with gloves. Put them in a sealed plastic bag and take it to your local waste facilities for recycling. Do not use a vacuum cleaner.
- A lamp breaking is extremely unlikely to have any impact on your health. If a lamp breaks, ventilate the room for 30 minutes and remove the parts, preferably with gloves. Put them in a sealed plastic bag and take it to your local waste facilities for recycling. Do not use a vacuum cleaner.

Product data

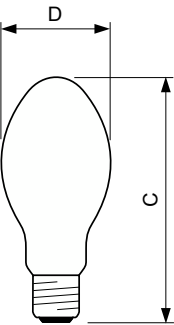
General Information	
Cap-Base	E40 [E40]
Operating Position	UNIVERSAL [Any or Universal (U)]
Life to 50% Failures (Nom)	28,000 hour(s)
Light Technical	
Color Code	220 [CCT of 2000K]
Correlated Color Temperature (Nom)	2000 K
Luminous Efficacy (rated) (Nom)	93 lm/W
Color rendering index (CRI)	-
Operating and Electrical	
Power Consumption	147.0 W
Voltage (Nom)	100 V
Voltage (Nom)	100 V

Controls and Dimming	
Dimmable	Yes
Mechanical and Housing	
Bulb Finish	Coated glass
Bulb Shape	ED90 [ED 90mm]
Approval and Application	
Mercury (Hg) Content (Nom)	20.4 mg
Energy Consumption kWh/1000 h	162 kWh
Product Data	
Order product name	SON 150W E E40 CO 1SL/12
Full product name	SON 150W E E40 CO 1SL/12
Full product code	871150021028915
Order code	928486800091

Material Nr. (12NC)	928486800091
Numerator - Quantity Per Pack	1
EAN/UPC - Product/Case	8711500210289
Numerator - Packs per outer box	12

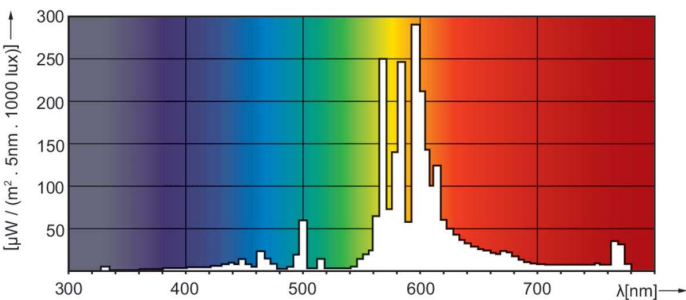
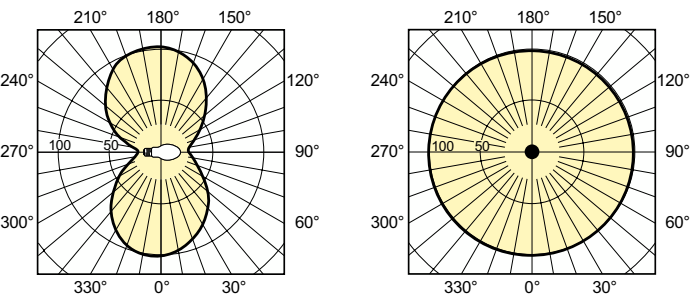
EAN/UPC - Case	8711500210296
----------------	---------------

Dimensional drawing



Product	D (max)	C (max)
SON 150W E E40 CO 1SL/12	91 mm	226 mm

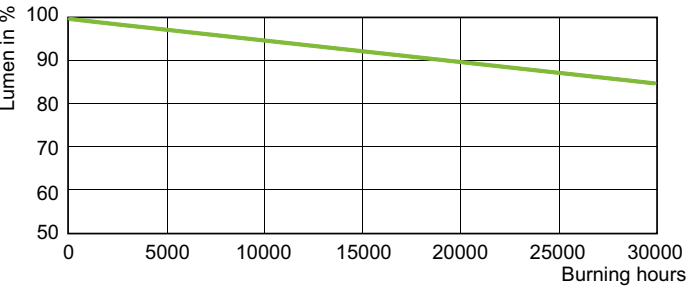
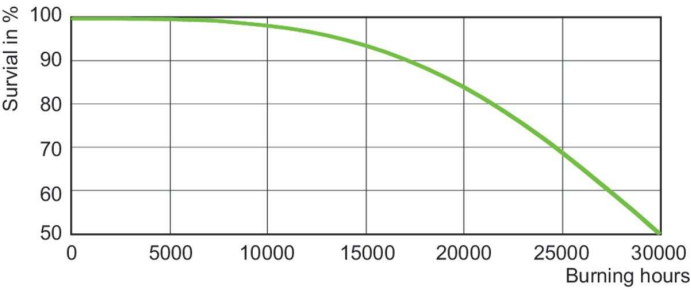
Photometric data



Light Distribution Diagram - SON 150W E E40 CO 1SL/12

Spectral Power Distribution Colour - SON 150W E E40 CO 1SL/12

Lifetime



Life Expectancy Diagram - SON 150W E E40 CO 1SL/12

Lumen Maintenance Diagram - SON 150W E E40 CO 1SL/12

SON

