



ML

ML 250W E27 220-230V SG SLV/12

Mixed Light lamps

Warnings and Safety

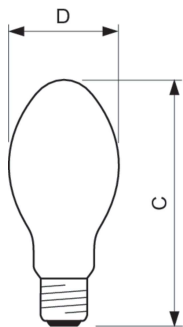
- A lamp breaking is extremely unlikely to have any impact on your health. If a lamp breaks, ventilate the room for 30 minutes and remove the parts, preferably with gloves. Put them in a sealed plastic bag and take it to your local waste facilities for recycling. Do not use a vacuum cleaner.

Product data

General Information	
Cap-Base	E27 [E27]
Operating Position	VBU/VBD30 [Vertical or Base Up/Base Down +/-30D]
Life to 50% Failures (Nom)	8,000 hour(s)
Light Technical	
Chromaticity Coordinate X (Nom)	373
Chromaticity Coordinate Y (Nom)	385
Luminous Efficacy (rated) (Nom)	22 lm/W
Operating and Electrical	
Power Consumption	260.0 W
Voltage (Nom)	225 V
Voltage (Nom)	225 V
Controls and Dimming	
Dimmable	No
Mechanical and Housing	
Bulb Finish	Coated glass

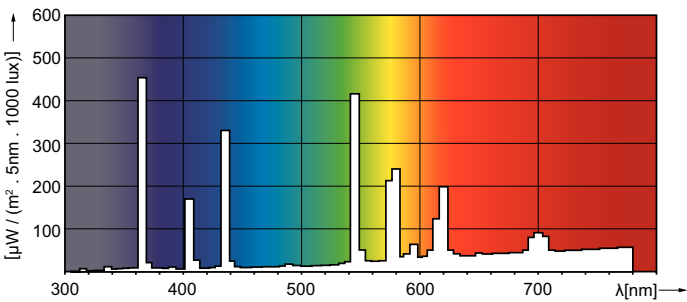
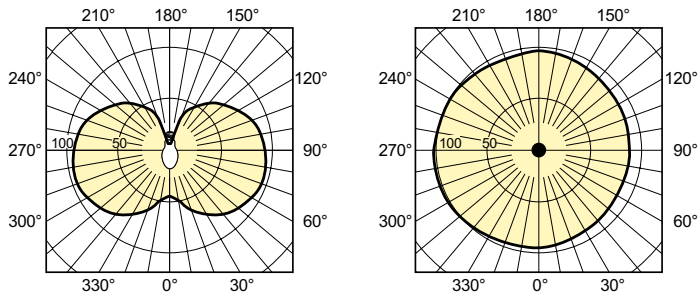
Bulb Material	Soft Glass
Bulb Shape	BD90 [BD 90mm]
Approval and Application	
Mercury (Hg) Content (Nom)	14 mg
Energy Consumption kWh/1000 h	250 kWh
Product Data	
Order product name	ML 250W E27 220-230V SG SLV/12
Full product name	ML 250W E27 220-230V SG SLV/12
Full product code	871150021217700
Order code	928488700091
Material Nr. (12NC)	928488700091
Numerator - Quantity Per Pack	1
EAN/UPC - Product/Case	8711500212177
Numerator - Packs per outer box	12
EAN/UPC - Case	8711500212184

Dimensional drawing



Product	D (max)	C (max)
ML 250W E27 220-230V SG SLV/12	91 mm	212 mm

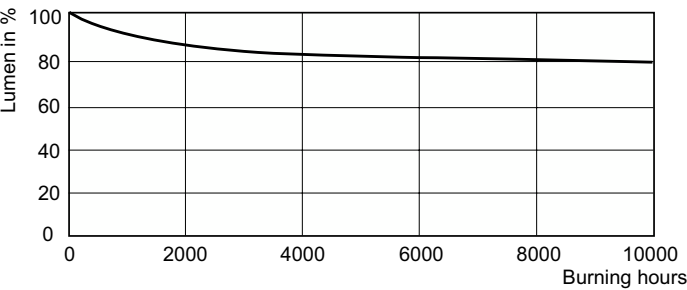
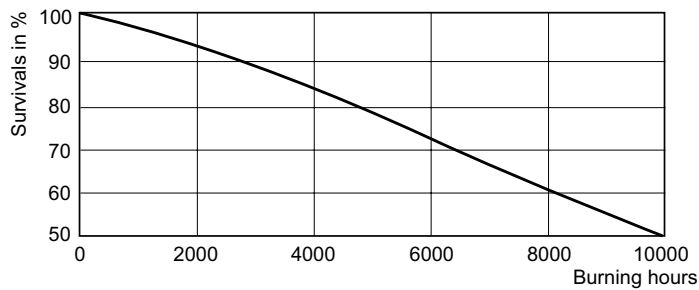
Photometric data



Light Distribution Diagram - ML 250W E27 220-230V SG SLV/12

Spectral Power Distribution Colour - ML 250W E27 220-230V SG SLV/12

Lifetime



Life Expectancy Diagram - ML 250W E27 220-230V SG SLV/12

Lumen Maintenance Diagram - ML 250W E27 220-230V SG SLV/12

