



ML

ML 160W E27 220-230V SG 1CT/24

Mixed Light lamps

Warnings and Safety

- A lamp breaking is extremely unlikely to have any impact on your health. If a lamp breaks, ventilate the room for 30 minutes and remove the parts, preferably with gloves. Put them in a sealed plastic bag and take it to your local waste facilities for recycling. Do not use a vacuum cleaner.

Product data

General Information	
Cap-Base	E27 [E27]
Operating Position	VBU/VBD30 [Vertical or Base Up/Base Down +/-30D]
Life to 50% Failures (Nom)	13,000 hour(s)

Light Technical	
Chromaticity Coordinate X (Nom)	399
Chromaticity Coordinate Y (Nom)	380
Correlated Color Temperature (Nom)	3600 K
Luminous Efficacy (rated) (Nom)	19 lm/W
Color rendering index (CRI)	63

Operating and Electrical	
Power Consumption	165.0 W
Voltage (Nom)	225 V
Voltage (Nom)	225 V

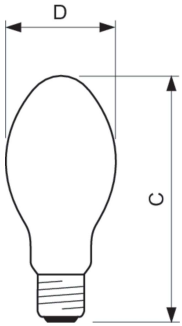
Controls and Dimming	
Dimmable	No

Mechanical and Housing	
Bulb Finish	Coated glass
Bulb Material	Soft Glass
Bulb Shape	E75 [E 75mm]

Approval and Application	
Mercury (Hg) Content (Nom)	12 mg
Energy Consumption kWh/1000 h	181 kWh

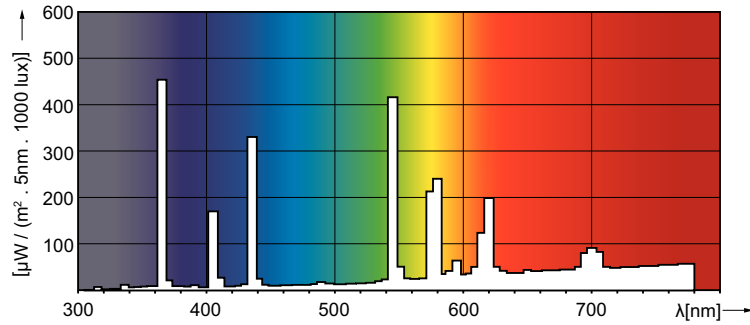
Product Data	
Order product name	ML 160W E27 220-230V SG 1CT/24
Full product name	ML 160W E27 220-230V SG 1CT/24
Full product code	692059024698230
Order code	928601008988
Material Nr. (12NC)	928601008988
Numerator - Quantity Per Pack	1
EAN/UPC - Product/Case	6920590246982
Numerator - Packs per outer box	24
EAN/UPC - Case	56920590246987

Dimensional drawing



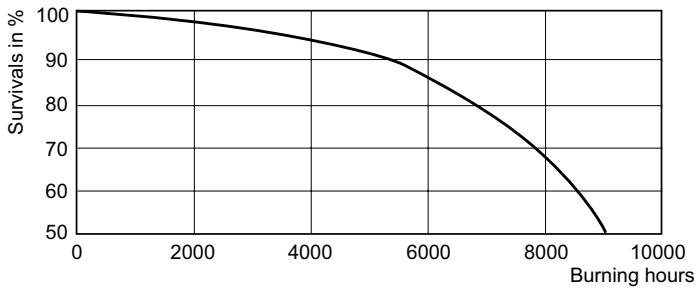
Product	D (max)	C (max)
ML 160W E27 220-230V SG 1CT/24	76 mm	172 mm

Photometric data

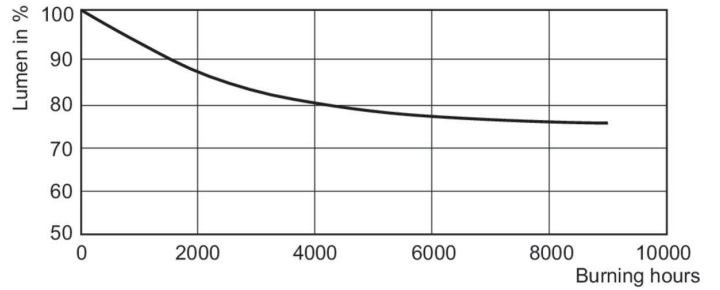


Spectral Power Distribution Colour - ML 160W E27 220-230V SG 1CT/24

Lifetime



Life Expectancy Diagram - ML 160W E27 220-230V SG 1CT/24



Lumen Maintenance Diagram - ML 160W E27 220-230V SG 1CT/24

