



MasterColor CDM-T Elite Med Wattage

CDM T9 ELITE 210W/942/U/E NA

The Philips MasterColor Elite MW system offers an unrivalled level of light quality and performance. The lamp's sparkling white light creates a natural ambience and really brings out the best in all different types of colors. In addition, the high efficiency of the lamp and ballast together means reduced energy use and a lower cost of ownership compared to a 400W Metal Halide HID system

Warnings and Safety

- R "WARNING: These lamps can cause serious skin burn and eye inflammation from short wave ultraviolet radiation if outer envelope of the lamp is broken or punctured. Do not use where people will remain for more than a few minutes unless adequate shielding or other safety precautions are used. Certain lamps that will automatically extinguish when the outer envelope is broken or punctured are commercially available." This lamp complies with FDA radiation performance standard 21 CFR subchapter J. (USA:21 CFR 1040.30 Canada: SOR/DORS/80-381)

Product data

| General Information | |
|------------------------------------|----------------------------------|
| Cap-Base | PGZ18 [PGZ18] |
| Operating Position | UNIVERSAL [Any or Universal (U)] |
| Life to 50% Failures (Nom) | 30,000 hour(s) |
| Light Technical | |
| Color Code | 942 [CCT of 4200K] |
| Color Designation | Cool White (CW) |
| Saturated Red (R9) | 80 |
| Chromaticity Coordinate X (Nom) | 0.381 |
| Chromaticity Coordinate Y (Nom) | 0.374 |
| Correlated Color Temperature (Nom) | 3960 K |
| Luminous Efficacy (Rated) (Min) | 98 lm/W |

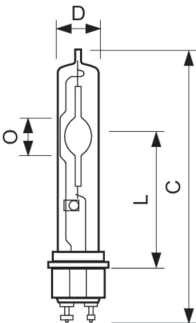
| Luminous Efficacy (rated) (Nom) | 108 lm/W |
|---------------------------------|------------------|
| Color rendering index (CRI) | 92 |
| Operating and Electrical | |
| Power Consumption | 210.0 W |
| Voltage (Nom) | 98 V |
| Voltage (Nom) | 98 V |
| Mechanical and Housing | |
| Bulb Finish | Clear |
| Bulb Shape | TMW28 [TMW 28mm] |

MasterColor CDM-T Elite Med Wattage

| | |
|-------------------------------|------------------------------|
| Approval and Application | |
| Mercury (Hg) Content (Max) | 25 mg |
| Energy Consumption kWh/1000 h | 231 kWh |
| Product Data | |
| Order product name | CDM T9 ELITE 210W/942/U/E NA |
| Order code | 928601164902 |
| Numerator - Quantity Per Pack | 1 |

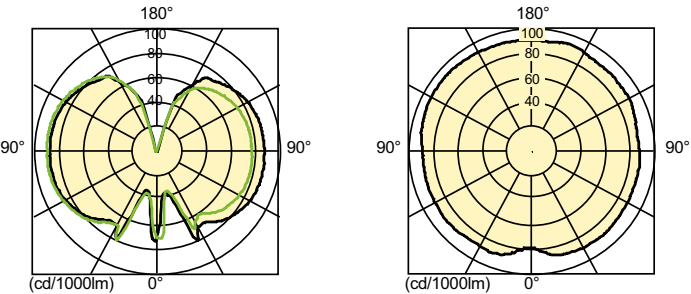
| | |
|---------------------------------|------------------------------|
| Numerator - Packs per outer box | 12 |
| Material Nr. (12NC) | 928601164902 |
| Full product name | CDM T9 ELITE 210W/942/U/E NA |
| EAN/UPC - Case | 50046677220636 |
| EAN/UPC - Product/Case | 046677220631 |

Dimensional drawing



| Product | D (max) | D | D | C (max) | C |
|------------------------------|---------|----------|-------|---------|--------|
| CDM T9 ELITE 210W/942/U/E NA | 29 mm | 1.1 inch | 28 mm | 188 mm | 186 mm |

Photometric data

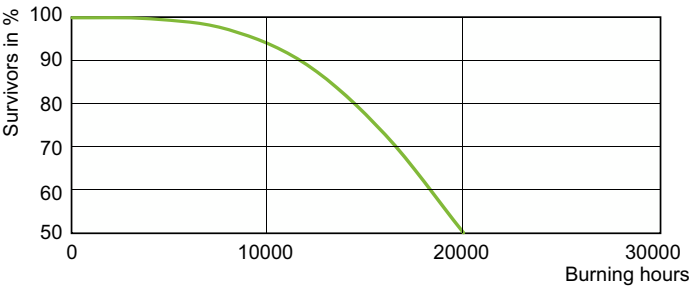


Light Distribution Diagram - CDM T9 ELITE 210W/942/U/E NA

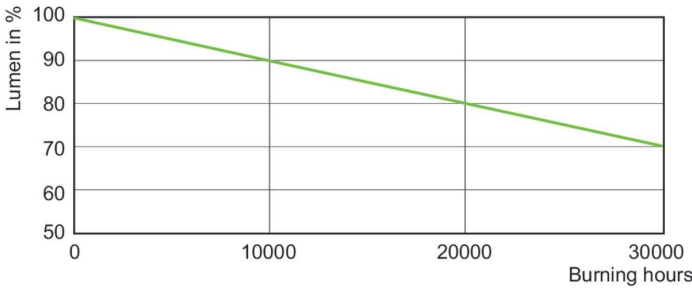
Spectral Power Distribution Colour - CDM T9 ELITE 210W/942/U/E NA

MasterColor CDM-T Elite Med Wattage

Lifetime



Life Expectancy Diagram - CDM T9 ELITE 210W/942/U/E NA



Lumen Maintenance Diagram - CDM T9 ELITE 210W/942/U/E NA

